

**Almacenes Éxito S.A.**

**Interim consolidated financial statements**

**At September 30, 2019 and December 31, 2018**

**Almacenes Éxito S.A.**  
**Interim consolidated financial statements**  
At September 30, 2019 and December 31, 2018

	Page
Certification by the Parent's Legal Representative and Head Accountant	4
Interim consolidated statements of financial position	5
Interim consolidated statements of income	6
Interim consolidated statements of comprehensive income	7
Interim consolidated statements of cash flows	8
Interim consolidated statements of changes in shareholders' equity	9
Note 1. General information	10
Note 1.1. Stock ownership in subsidiaries included in the interim consolidated financial statements	10
Note 1.2. Colombian and foreign operating subsidiaries	11
Note 1.3. Listing in public registries	12
Note 1.4. Subsidiaries with material non-controlling interests	12
Note 1.5. Restrictions on the transfer of funds	13
Note 2. Basis for preparation	13
Note 3. Basis for consolidation	15
Note 4. Significant accounting policies	16
Note 5. New and modified standards and interpretations	17
Note 5.1. Standards issued during the nine-month period ended September 30, 2019	17
Note 5.2. Standards applied as of 2019, issued prior to January 1, 2019	17
Note 5.3. Standards applied earlier during the nine-month period ended September 30, 2019	18
Note 5.4. Standards not yet in force at September 30, 2019, issued prior to January 1, 2019	18
Note 5.5. Standards issued during the year ended December 31, 2018	18
Note 5.6. Standards applied as of 2018, issued prior to January 1, 2018	18
Note 5.7. Standards adopted earlier during the year ended December 31, 2018	20
Note 5.8. Standards not yet in force at December 31, 2018, issued prior to January 1, 2018	20
Note 6. Business combinations	22
Note 6.1. Business combinations achieved during the nine-month period ended September 30, 2019	22
Note 6.1.1. Ardal S.A. business combination	22
Note 6.2. Business combinations completed during the nine-month period ended September 30, 2019	22
Note 6.3. Business combinations carried out and completed during the year ended December 31, 2018	22
Note 6.3.1. Tipsei S.A. business combination	22
Note 6.3.2. Tedocan S.A. business combination	23
Note 6.4. Business combinations carried out during the year ended December 31, 2018	23
Note 6.4.1. Cheftime business combination	23
Note 6.4.2. James Delivery business combination	24
Note 7. Cash and cash equivalents	24
Note 8. Trade receivables and other accounts receivable	25
Note 8.1. Trade accounts receivable	25
Note 8.2. Other accounts receivable	26
Note 8.3. Trade receivables and other accounts receivable classified as current and non-current	26
Note 8.4. Trade receivables and other accounts receivable by age	27
Note 9. Prepaid expenses	27
Note 10. Accounts receivable from and accounts payable to related parties	28
Note 11. Inventories, net and Cost of sales	29
Note 11.1. Inventories, net	29
Note 11.2. Cost of sales	30
Note 12. Other financial assets	30
Note 13. Property, plant and equipment, net	33
Note 14. Investment property, net	35
Note 16. Use rights, net	36
Note 16. Goodwill	37
Note 17. Intangible assets other than goodwill, net	38
Note 18. Investments accounted for using the equity method	40
Note 19. Financial liabilities	40
Note 20. Employee benefits	41
Note 21. Other provisions	41
Note 21.1. Other provisions classified as current and non-current	44
Note 21.2. Forecasted payments of other provisions	44
Note 22. Lease liabilities and Trade accounts payable and other accounts payable	44
Note 22.1. Lease liabilities	44
Note 22.2. Trade payables and other accounts payable	45
Note 23. Income tax	45
Note 23.1. Tax regulations applicable to the Parent and to its Colombian subsidiaries	45
Note 23.2. Tax regulations applicable to foreign subsidiaries	49
Note 23.3. Current tax assets and liabilities	49

	Page
Note 23.4. Income tax	51
Note 23.5. Deferred tax	53
Note 23.6. Effects of the distribution of dividends on income tax	54
Note 23.7. Non-current tax assets and liabilities	54
Note 24. Other financial liabilities	55
Note 25. Other non-financial liabilities	57
Note 26. Share capital, treasury shares repurchased and premium on the issue of shares	58
Note 27. Reserves, Retained earnings and Other comprehensive income	58
Note 28. Revenue from ordinary activities under contracts with customers	59
Note 29. Distribution expenses and Administration and sales expenses	60
Note 30. Employee benefit expenses	61
Note 31. Other operating revenue, other operating expenses and other net gains	62
Note 32. Financial revenue and expenses	63
Note 33. Share of income in associates and joint ventures that are accounted for using the equity method	64
Note 34. Earnings per share	64
Note 35. Transactions with related parties	66
Note 35.1. Key management personnel compensation	66
Note 35.2. Transactions with related parties	66
Note 36. Impairment of assets	67
Note 36.1. Financial assets	67
Note 36.2. Non-financial assets	67
Note 37. Fair value measurement	67
Note 38. Contingent assets and liabilities	73
Note 38.1. Contingent assets	73
Note 38.2. Contingent liabilities	73
Note 39. Dividends declared and paid	74
Note 40. Seasonality of transactions	74
Note 41. Information on operating segments	75
Note 42. Financial risk management policy	76
Note 43. Non-current Assets and Liabilities held for trading and Discontinued operations	76
Note 43.1. Via Varejo S.A.	78
Note 43.2. Companhia Brasileira de Distribuição – CBD, Ségisor S.A. and Wilkes Participações S.A.	79
Note 43.3. Gemex O & W S.A.S.	80
Note 44. Facts and circumstances that extend to more than one year the selling period of investment properties held for trading.	81
Note 45. Relevant facts	81
Note 46. Events after the reporting period	83
Note 47. Information regarding the adoption of IFRS 16	84

**Almacenes Éxito S.A.**  
**Certification by the Parent's Legal Representative and Head Accountant**

Envigado, November 14, 2019

We, the undersigned Legal Representative and Head Accountant of Almacenes Éxito S.A., Parent company, each of us duly empowered and under whose responsibility the accompanying financial statements have been prepared, do hereby certify that prior to making the consolidated financial statements of the Parent and its subsidiaries at September 30, 2019 and at December 31, 2018 available to you and to third parties, the following assertions therein contained have been verified:

1. All assets and liabilities included in the interim consolidated financial statements do exist, and all transactions included in said interim consolidated financial statements have been carried out during the nine-month period ended September 30, 2019 and during the annual period ended December 31, 2018.
2. All economic events achieved by the Parent and its subsidiaries during the nine-month period ended September 30, 2019 and during the annual period ended December 31, 2018, have been recognized in the financial statements.
3. Assets represent likely future economic benefits (rights) and liabilities represent likely future economic sacrifice (obligations) obtained by or in charge of the Parent and its subsidiaries at September 30, 2019 and at December 31, 2018.
4. All items have been recognized at proper values.
5. All economic events affecting the Parent and its subsidiaries have been properly classified, described and disclosed in the interim consolidated financial statements.

We do certify the above assertions pursuant to section 37 of Law 222 of 1995.

Further, the undersigned legal representative of Almacenes Éxito S.A., Parent company, does hereby certify that the interim consolidated financial statements and the operations of the Parent and its subsidiaries at September 30, 2019 and at December 31, 2018, are free from fault, inaccuracy or misstatement that prevent users from having a true view of its financial position.

I do certify the above assertion pursuant to section 46 of Law 964 of 2005.



Carlos Mario Giraldo Moreno  
Parent's Legal Representative




Jorge Nelson Ortiz Chica  
Parent's Head Accountant  
Professional Card 67018-T

**Almacenes Éxito S.A.**  
**Interim consolidated statements of financial position**  
At September 30, 2019 and December 31, 2018  
(Amounts expressed in millions of Colombian pesos)


	Notes	September 30, 2019	December 31, 2018 (1)	December 31, 2018
<b>Current assets</b>				
Cash and cash equivalents	7	837,367	5,973,680	5,973,680
Trade receivables and other accounts receivable	8	344,267	1,000,267	1,000,298
Prepaid expenses	9	35,196	143,889	156,829
Accounts receivable from related parties	10	99,915	131,720	131,720
Inventories	11	1,986,126	6,720,396	6,720,396
Other financial assets	12	125,095	141,214	141,214
Tax assets	23	398,800	724,290	724,290
Non-current assets held for trading	43	41,602,782	23,572,841	20,289,112
<b>Total current assets</b>		<b>45,429,548</b>	<b>38,408,297</b>	<b>35,137,539</b>
<b>Non-current assets</b>				
Trade receivables and other accounts receivable	8	33,642	135,284	135,284
Prepaid expenses	9	10,206	14,751	59,912
Accounts receivable from related parties	10	-	28,316	28,316
Other financial assets	12	73,212	754,065	754,065
Property, plant and equipment, net	13	3,911,915	12,317,515	12,334,581
Investment property, net	14	1,617,045	1,633,625	1,633,625
Use rights, net	15	1,142,142	5,141,400	-
Goodwill	16	2,999,143	5,436,868	5,436,868
Intangible assets other than goodwill, net	17	300,960	5,199,801	5,767,176
Investments accounted for using the equity method	18	225,000	804,400	814,039
Tax assets	23	-	2,302,451	2,302,451
Deferred tax assets	23	176,342	133,991	67,512
Other non-financial assets		398	398	398
<b>Total non-current assets</b>		<b>10,490,005</b>	<b>33,902,865</b>	<b>29,334,227</b>
<b>Total assets</b>		<b>55,919,553</b>	<b>72,311,162</b>	<b>64,471,766</b>
<b>Current liabilities</b>				
Accounts payable to related parties	10	93,138	236,698	236,698
Financial liabilities	19	1,812,646	2,291,116	2,320,200
Employee benefits	20	4,187	3,657	3,657
Other provisions	21	18,933	36,997	36,997
Trade payables and other accounts payable	22	3,393,526	13,117,074	13,226,708
Lease liabilities	22	189,080	858,349	-
Tax liabilities	23	56,124	298,699	298,699
Other financial liabilities	24	85,509	1,037,191	1,037,191
Other non-financial liabilities	25	92,222	338,735	338,735
Non-current liabilities held for trading	43	29,564,865	19,618,293	16,458,772
<b>Total current liabilities</b>		<b>35,310,230</b>	<b>37,836,809</b>	<b>33,957,657</b>
<b>Non-current liabilities</b>				
Financial liabilities	19	2,807,074	4,633,554	4,732,106
Employee benefits	20	21,497	27,680	27,680
Other provisions	21	19,721	2,330,648	2,330,648
Trade payables and other accounts payable	22	117	40,720	40,720
Lease liabilities	22	1,194,019	4,577,359	-
Deferred tax liabilities	23	112,824	1,409,857	1,433,191
Tax liabilities	23	2,155	397,014	397,014
Other financial liabilities	24	1,088	2,583,089	2,583,089
Other non-financial liabilities	25	683	11,963	11,963
<b>Total non-current liabilities</b>		<b>4,159,178</b>	<b>16,011,884</b>	<b>11,556,411</b>
<b>Total liabilities</b>		<b>39,469,408</b>	<b>53,848,693</b>	<b>45,514,068</b>
<b>Shareholders' equity, see accompanying statement</b>		<b>16,450,145</b>	<b>18,462,469</b>	<b>18,957,698</b>
<b>Total liabilities and shareholders' equity</b>		<b>55,919,553</b>	<b>72,311,162</b>	<b>64,471,766</b>

(1) Amounts shown include the effect of the adjustments arising from the retrospective application of IFRS 16 - Leases, adopted as of January 1, 2019.

The accompanying notes are an integral part of the interim consolidated financial statements.

  
Carlos Mario Giraldo Moreno  
Parent's Legal Representative  
(See accompanying certificate)

  
Jorge Nelson Ortiz Chica  
Parent's Head Accountant  
Professional Card 67018-T  
(See accompanying certificate)

  
Ángela Jaimes Delgado  
Parent's Statutory Auditor  
Professional Card 62183-T  
Appointed by Ernst and Young Audit S.A.S. TR-530  
(See accompanying report dated November 14, 2019)

**Almacenes Éxito S.A.**

**Interim consolidated statements of income**

For the nine-month and three-month periods ended September 30, 2019 and September 30, 2018

(Amounts expressed in millions of Colombian pesos)


	Notes	January 1 to September 30, 2019	January 1 to September 30, 2018 (1)	January 1 to September 30, 2018 (2)	July 1 to September 30, 2019	July 1 to September 30, 2018 (1)	July 1 to September 30, 2018 (2)
<b>Continuing operations</b>							
Revenue from ordinary activities under contracts with customers	28	10,968,555	10,823,230	39,370,408	3,624,469	3,524,976	12,746,030
Cost of sales	11	(8,198,760)	(8,034,261)	(29,844,558)	(2,706,763)	(2,628,151)	(9,826,233)
<b>Gross profit</b>		<b>2,769,795</b>	<b>2,788,969</b>	<b>9,525,850</b>	<b>917,706</b>	<b>896,825</b>	<b>2,919,797</b>
Distribution expenses	29	(1,231,072)	(1,228,595)	(4,015,177)	(402,268)	(405,813)	(1,304,842)
Administration and sales expenses	29	(253,355)	(207,869)	(542,615)	(74,204)	(66,596)	(163,720)
Employee benefit expenses	30	(902,686)	(932,362)	(3,335,908)	(297,611)	(305,717)	(1,078,309)
Other operating revenue	31	48,939	17,719	77,013	6,869	7,503	66,797
Other operating expenses	31	(41,980)	(43,021)	(146,922)	(6,428)	(450)	(47,694)
Other (loss) gains, net	31	(665)	6,141	(38,441)	247	17,090	15,793
<b>Profit from operating activities</b>		<b>388,976</b>	<b>400,982</b>	<b>1,523,800</b>	<b>144,311</b>	<b>142,842</b>	<b>407,822</b>
Financial revenue	32	396,382	135,951	366,657	149,240	33,055	194,569
Financial expenses	32	(745,997)	(542,625)	(1,024,153)	(277,164)	(169,376)	(407,365)
Share of profits in associates and joint ventures accounted for using the equity method	33	(6,097)	12,494	(29,285)	1,232	(1,888)	(6,857)
<b>Gain from continuing operations before income tax</b>		<b>33,264</b>	<b>6,802</b>	<b>837,019</b>	<b>17,619</b>	<b>4,633</b>	<b>188,169</b>
Tax revenue (expense)	23	(7,801)	59,138	(185,366)	(931)	(5,989)	(67,069)
<b>Net period profit from continuing operations</b>		<b>25,463</b>	<b>65,940</b>	<b>651,653</b>	<b>16,688</b>	<b>(1,356)</b>	<b>121,100</b>
Net period profit from discontinued operations	43	789,995	731,094	132,453	163,573	143,224	(45,879)
<b>Net income for the period</b>		<b>815,458</b>	<b>797,034</b>	<b>784,106</b>	<b>180,261</b>	<b>141,868</b>	<b>75,221</b>
<b>Profit is attributable to:</b>							
(Loss) profit attributable to the shareholders of the controlling entity		(19,519)	92,405	119,312	11,033	(31,498)	(9,676)
Profit attributable to non-controlling interests		834,977	704,629	664,794	169,228	173,366	84,897
<b>Earnings per share (*)</b>							
<b>Earnings per basic share (*):</b>							
Earnings (loss) per basic share attributable to the shareholders of the controlling entity	34	(43.61)	206.44	266.56	24.65	(70.37)	(21.62)
(Loss) earnings per basic share from continuing operations attributable to the shareholders of the controlling entity	34	(119.67)	5.48	248.94	(28.82)	(51.44)	(8.11)
Earnings (loss) per basic share from discontinued operations attributable to the shareholders of the controlling entity	34	76.06	200.96	17.62	53.47	(18.93)	(13.51)
<b>Earnings per diluted share (*):</b>							
(Loss) earnings per diluted share attributable to the shareholders of the controlling entity	34	(43.61)	206.44	266.56	24.65	(70.37)	(21.62)
(Loss) earnings per diluted share from continuing operations attributable to the shareholders of the controlling entity	34	(119.67)	5.48	248.94	(28.82)	(51.44)	(8.11)
Earnings (loss) per diluted share from discontinued operations attributable to the shareholders of the controlling entity	34	76.06	200.96	17.62	53.47	(18.93)	(13.51)


(\*) Amounts expressed in Colombian pesos


(1) Amounts shown include the effects of the adjustments arising from the retrospective application of IFRS 16 - Leases, adopted as of January 1, 2019, and the effects of the reclassification of revenue, costs and expenses of subsidiaries Companhia Brasileira de Distribuição - CBD, Ségisor S.A., Wilkes Participações S.A. and Gemex O & W S.A.S. to net period profit from discontinued operations.

(1) For comparison to 2019, these financial statements include certain reclassifications in employee benefit expenses, distribution expenses and cost of sales.

The accompanying notes are an integral part of the interim consolidated financial statements.

  
Carlos Mario Giraldo Moreno  
Parent's Legal Representative  
(See accompanying certificate)

  
Jorge Nelson Ortiz Chica  
Parent's Head Accountant  
Professional Card 67018-T  
(See accompanying certificate)

  
Ángela Jaimes Delgado  
Parent's Statutory Auditor  
Professional Card 62183-T  
Appointed by Ernst and Young Audit S.A.S. TR-530  
(See accompanying report dated November 14, 2019)

**Almacenes Éxito S.A.**

**Interim consolidated statements of comprehensive income**

For the nine-month and three-month periods ended September 30, 2019 and September 30, 2018

(Amounts expressed in millions of Colombian pesos)

Notes	January 1 to September 30, 2019	January 1 to September 30, 2018 (1)	January 1 to September 30, 2018	July 1 to September 30, 2019	July 1 to September 30, 2018 (1)	July 1 to September 30, 2018
<b>Net income for the period</b>	<b>815,458</b>	<b>797,034</b>	<b>784,106</b>	<b>180,261</b>	<b>141,868</b>	<b>75,221</b>
<b>Other comprehensive income for the period</b>						
<b>Components of other comprehensive income that will not be reclassified to period results, net of taxes</b>						
(Loss) from new measurements of defined benefit plans	(48)	-	-	-	-	-
(Loss) from investments in equity instruments	(12,232)	(97,046)	(97,046)	(27,183)	6,350	84,126
<b>Total other comprehensive income that will not be reclassified to period results, net of taxes</b>	<b>(12,280)</b>	<b>(97,046)</b>	<b>(97,046)</b>	<b>(27,183)</b>	<b>6,350</b>	<b>84,126</b>
<b>Components of other comprehensive income that will be reclassified to period results, net of taxes</b>						
(Loss) from translation exchange differences	27 (448,182)	(3,155,156)	(3,272,458)	(144,183)	(502,317)	(512,632)
Gain from the hedging of cash flows	27 2,039	8,466	8,466	1,469	1,501	1,501
Share of other comprehensive income of associates and joint ventures accounted for using the equity method that will be reclassified to period results	27 (20,202)	(136,106)	(123,757)	924	(7,459)	(32,330)
<b>Total other comprehensive income that will be reclassified to period results, net of taxes</b>	<b>(466,345)</b>	<b>(3,282,796)</b>	<b>(3,387,749)</b>	<b>(141,790)</b>	<b>(508,275)</b>	<b>(543,461)</b>
<b>Total other comprehensive income</b>	<b>(478,625)</b>	<b>(3,379,842)</b>	<b>(3,484,795)</b>	<b>(168,973)</b>	<b>(501,925)</b>	<b>(459,335)</b>
<b>Total comprehensive income</b>	<b>336,833</b>	<b>(2,582,808)</b>	<b>(2,700,689)</b>	<b>11,288</b>	<b>(360,057)</b>	<b>(384,114)</b>
<b>Profit is attributable to:</b>						
<b>(Loss) attributable to the shareholders of the controlling entity</b>	<b>(396,826)</b>	<b>(1,261,336)</b>	<b>(1,251,557)</b>	<b>(100,567)</b>	<b>(302,537)</b>	<b>(283,074)</b>
(Loss) attributable to non-controlling interests	733,659	(1,321,472)	(1,449,132)	111,855	(57,520)	(101,040)
<b>Earnings per share (*)</b>						
<b>Earnings per basic share (*):</b>						
(Loss) per basic share from continuing operations	34 (886.55)	(2,817.97)	(2,796.12)	(224.67)	(675.90)	(632.42)
<b>Earnings per diluted share (*):</b>						
(Loss) per diluted share from continuing operations	34 (886.55)	(2,817.97)	(2,796.12)	(224.67)	(675.90)	(632.42)

(\*) Amounts expressed in Colombian pesos

(1) Amounts shown include the effect of the adjustments arising from the retrospective application of IFRS 16 - Leases, adopted as of January 1, 2019.


The accompanying notes are an integral part of the interim consolidated financial statements.



Carlos Mario Giraldo Moreno  
Parent's Legal Representative  
(See accompanying certificate)



Jorge Nelson Ortiz Chica  
Parent's Head Accountant  
Professional Card 67018-T  
(See accompanying certificate)



Ángela Jaimes Delgado  
Parent's Statutory Auditor  
Professional Card 62183-T  
Appointed by Ernst and Young Audit S.A.S. TR-530  
(See accompanying report dated November 14, 2019)


**Almacenes Éxito S.A.**

**Interim consolidated statements of cash flows**


For the nine-month periods ended September 30, 2019 and September 30, 2018  
(Amounts expressed in millions of Colombian pesos)

	January 1 to September 30, 2019	January 1 to September 30, 2018 (1)	January 1 to September 30, 2018
<b>Cash flows provided by operating activities</b>			
<b>Net period profit</b>	<b>815,458</b>	<b>797,034</b>	<b>784,106</b>
<b>Adjustments to reconcile period profit</b>			
Current income tax	59,270	80,038	269,518
Deferred income tax	(51,469)	(139,176)	(84,152)
Financial costs	495,999	701,279	701,279
Impairment of receivables	262,685	395,652	395,652
Reversal of receivable impairment	(272,540)	(10,889)	(10,889)
Inventory impairment	2,558	3,294	3,294
Reversal of inventory impairment	(4,335)	(8,770)	(8,770)
Impairment	-	3,307	3,307
Employee benefit provisions	1,279	1,942	1,942
Reversal of employee benefit provisions	(26)	-	-
Other provisions	670,048	1,115,653	1,115,653
Reversal of other provisions	(437,930)	(657,929)	(657,929)
Expense from depreciation of property, plant and equipment, use rights and investment property	1,253,027	1,117,816	663,098
Amortization of intangible assets expense	96,741	98,941	98,941
Share-based payments	20,315	38,164	38,164
(Gain) loss from the application of the equity method	6,097	(12,494)	29,285
Loss (gain) from the disposal of non-current assets	3,881	(11,798)	32,784
Other adjustments for which the effects on cash are cash flows provided by investment or financing activities	(320,772)	(237,448)	(237,448)
Other cash (outflows)	(1,265)	-	-
<b>Operating income before changes in working capital</b>	<b>2,599,021</b>	<b>3,274,616</b>	<b>3,137,835</b>
Decrease (increase) in trade receivables and other accounts receivable	2,686,981	(939,109)	(939,109)
(Increase) in prepaid expenses	(44,099)	(46,175)	(43,749)
Decrease in receivables from related parties	10,177	126,109	126,109
(Increase) in inventories	(380,663)	(815,272)	(815,272)
(Increase) in tax assets	(567,645)	(742,610)	(742,610)
(Decrease) in employee benefits	(6,904)	-	-
(Decrease) in other provisions	(366,929)	(652,927)	(652,927)
(Decrease) in trade payables and other accounts payable	(3,069,108)	(2,704,010)	(2,516,585)
Increase in accounts payable to related parties	4,077	37,895	37,895
(Decrease) in tax liabilities	(63,816)	(106,877)	(106,877)
(Decrease) in other non-financial liabilities	(117,774)	(107,679)	(107,679)
(Increase) decrease in non-current assets held for trading	(668,145)	2,165,529	1,426,669
(Decrease) in non-current liabilities held for trading	(2,267,707)	(1,490,220)	(768,380)
<b>Net cash flows (used in) operating activities</b>	<b>(2,252,534)</b>	<b>(2,000,730)</b>	<b>(1,964,680)</b>
<b>Cash flows provided by investment activities</b>			
Cash flows from the loss of control over subsidiaries or other businesses	1,974,311	19,806	19,806
Cash flows used to gain control of subsidiaries or other businesses	(1,633)	-	-
Cash flows used to maintain joint control in joint ventures	(11,308)	(5,000)	(5,000)
Acquisition of property, plant and equipment	(1,753,048)	(1,084,945)	(1,084,945)
Acquisition of investment property	(41,615)	(138,091)	(138,091)
Acquisition of intangible assets	(205,634)	(307,553)	(307,553)
Proceeds of the sale of property, plant and equipment	2,819	96,843	96,843
Proceeds of the sale of intangible assets	-	35	35
<b>Net cash flows (used in) investment activities</b>	<b>(36,108)</b>	<b>(1,418,905)</b>	<b>(1,418,905)</b>
<b>Cash flows provided by financing activities</b>			
Cash flows provided by changes in interest in subsidiaries that do not result in loss of control	(20,709)	124,486	124,486
(Increase) in other financial assets	(224,164)	(181,739)	(181,739)
Increase in other financial liabilities	8,155,779	1,196,404	1,196,404
Increase in financial liabilities	273,722	1,770,567	1,770,567
(Decrease) in financial liabilities under lease agreements	(1,776)	(2,381)	(38,431)
Dividends paid	(140,064)	(191,238)	(191,238)
Financial yields	321,241	237,448	237,448
Interest paid	(515,490)	(711,747)	(711,747)
Transactions with non-controlling entities	12,436	(691,307)	(691,307)
Other cash (outflows)	32,901	-	-
<b>Net cash flows provided by financing activities</b>	<b>7,893,876</b>	<b>1,550,493</b>	<b>1,514,443</b>
<b>Net (decrease) in cash and cash equivalents</b>	<b>5,605,234</b>	<b>(1,869,142)</b>	<b>(1,869,142)</b>
<b>Effects of variation in exchange rates</b>	<b>(131,536)</b>	<b>(592,662)</b>	<b>(592,662)</b>
<b>Cash and cash equivalents at the beginning of period</b>	<b>5,973,680</b>	<b>5,281,618</b>	<b>5,281,618</b>
<b>Less cash and cash equivalents at the end of period of the discontinued operation</b>	<b>10,610,011</b>	<b>-</b>	<b>-</b>
<b>Cash and cash equivalents at the end of period</b>	<b>837,367</b>	<b>2,819,814</b>	<b>2,819,814</b>

(1) Amounts shown include the effect of the adjustments arising from the retrospective application of IFRS 16 - Leases, adopted as of January 1, 2019.

  
Carlos Mario Giraldo Moreno  
Parent's Legal Representative  
(See accompanying certificate)

  
Jorge Nelson Ortiz Chica  
Parent's Head Accountant  
Professional Card 67018-T  
(See accompanying certificate)

  
Ángela Jaimes Delgado  
Parent's Statutory Auditor  
Professional Card 62183-T  
Appointed by Ernst and Young Audit S.A.S. TR-530  
(See accompanying report dated November 14, 2019)



Almacenes Éxito S.A.

Interim consolidated statements of changes in shareholders' equity

For the nine-month periods ended September 30, 2019 and September 30, 2018

(Amounts expressed in millions of Colombian pesos)

	Issued share capital	Premium on the issue of shares	Treasury shares repurchased	Legal reserve	Occasional reserve	Reacquisition of shares	Future dividends	Other reserves	Total reserves	Other accumulated comprehensive income	Retained earnings	Other equity components	Total equity of the controlling entity	Changes in non-controlling interests	Total in net equity
	Note 26	Note 26	Note 26	Note 27	Note 27	Note 27	Note 27	Note 27	Note 27	Note 27	Note 27	Note 27	Note 27	Note 27	Note 27
<b>Balance at December 31, 2017</b>	<b>4,482</b>	<b>4,843,466</b>	<b>(2,734)</b>	<b>7,857</b>	<b>1,665,209</b>	<b>22,000</b>	<b>15,710</b>	<b>9,662</b>	<b>1,720,438</b>	<b>(49,694)</b>	<b>1,312,737</b>	<b>10,873</b>	<b>7,839,568</b>	<b>11,892,786</b>	<b>19,732,354</b>
Cash dividend declared	-	-	-	-	-	-	-	-	-	-	(108,857)	-	(108,857)	(123,443)	(232,300)
Net income for the period	-	-	-	-	-	-	-	-	-	-	119,312	-	119,312	664,794	784,106
Other comprehensive income	-	-	-	-	-	-	-	-	-	(1,370,869)	-	-	(1,370,869)	(2,113,926)	(3,484,795)
Appropriation for reserves	-	-	-	-	108,856	-	-	-	108,856	-	(108,856)	-	-	-	-
(Decrease) from changes in the ownership interest in subsidiaries that do not result in loss of control	-	-	-	-	-	-	-	-	-	-	-	(63,414)	(63,414)	214,818	151,404
(Decrease) from other distributions to non-controlling interests	-	-	-	-	-	-	-	-	-	-	-	-	-	(691,306)	(691,306)
Other developments in shareholders' equity	-	-	-	-	(1,494)	-	-	15,100	13,606	-	(13,496)	2,372	2,482	(42,280)	(39,798)
<b>Balance at September 30, 2018</b>	<b>4,482</b>	<b>4,843,466</b>	<b>(2,734)</b>	<b>7,857</b>	<b>1,772,571</b>	<b>22,000</b>	<b>15,710</b>	<b>24,762</b>	<b>1,842,900</b>	<b>(1,420,563)</b>	<b>1,200,840</b>	<b>(50,169)</b>	<b>6,418,222</b>	<b>9,801,443</b>	<b>16,219,665</b>
<b>Balance at December 31, 2017 (1)</b>	<b>4,482</b>	<b>4,843,466</b>	<b>(2,734)</b>	<b>7,857</b>	<b>1,665,209</b>	<b>22,000</b>	<b>15,710</b>	<b>9,662</b>	<b>1,720,438</b>	<b>(50,269)</b>	<b>1,095,361</b>	<b>10,873</b>	<b>7,621,617</b>	<b>11,543,898</b>	<b>19,165,515</b>
Cash dividend declared	-	-	-	-	-	-	-	-	-	-	(108,857)	-	(108,857)	(124,962)	(233,819)
Net income for the period	-	-	-	-	-	-	-	-	-	-	92,405	-	92,405	704,629	797,034
Other comprehensive income	-	-	-	-	-	-	-	-	-	(1,353,741)	-	-	(1,353,741)	(2,026,101)	(3,379,842)
Appropriation for reserves	-	-	-	-	108,856	-	-	-	108,856	-	(108,856)	-	-	-	-
Increase from changes in the ownership interest in subsidiaries that do not result in loss of control	-	-	-	-	-	-	-	-	-	-	-	(63,136)	(63,136)	184,506	121,370
(Decrease) from other distributions to non-controlling interests	-	-	-	-	-	-	-	-	-	-	-	-	-	(691,307)	(691,307)
Other developments in shareholders' equity	-	-	-	-	(1,494)	-	-	15,708	14,214	-	(12,702)	2,094	3,606	(40,637)	(37,031)
<b>Balance at September 30, 2018 (1)</b>	<b>4,482</b>	<b>4,843,466</b>	<b>(2,734)</b>	<b>7,857</b>	<b>1,772,571</b>	<b>22,000</b>	<b>15,710</b>	<b>25,370</b>	<b>1,843,508</b>	<b>(1,404,010)</b>	<b>957,351</b>	<b>(50,169)</b>	<b>6,191,894</b>	<b>9,550,026</b>	<b>15,741,920</b>
<b>Balance at December 31, 2018 (1)</b>	<b>4,482</b>	<b>4,843,466</b>	<b>(2,734)</b>	<b>7,857</b>	<b>1,772,571</b>	<b>22,000</b>	<b>15,710</b>	<b>25,412</b>	<b>1,843,550</b>	<b>(704,375)</b>	<b>1,000,655</b>	<b>426,171</b>	<b>7,411,215</b>	<b>11,051,254</b>	<b>18,462,469</b>
Cash dividend declared	-	-	-	-	(139,706)	-	-	-	(139,706)	-	-	-	(139,706)	(123,882)	(263,382)
Net income for the period	-	-	-	-	-	-	-	-	-	-	(19,519)	-	(19,519)	834,977	815,458
Other comprehensive income	-	-	-	-	-	-	-	-	-	(377,307)	-	-	(377,307)	(101,318)	(478,625)
Appropriation for reserves	-	-	-	-	139,701	-	139,702	-	279,403	-	(279,403)	-	-	-	-
(Decrease) from the sale of Via Varejo S.A.	-	-	-	-	-	-	-	-	-	-	-	-	-	(2,286,211)	(2,286,211)
Increase from changes in the ownership interest in subsidiaries that do not result in loss of control	-	-	-	-	-	-	-	-	-	-	-	(998)	(998)	(8,037)	(9,035)
Other developments in shareholders' equity (2)	-	-	-	-	(1,544)	-	-	120,170	118,626	-	(101,924)	169,432	186,134	23,543	209,677
<b>Balance at September 30, 2019</b>	<b>4,482</b>	<b>4,843,466</b>	<b>(2,734)</b>	<b>7,857</b>	<b>1,771,022</b>	<b>22,000</b>	<b>155,412</b>	<b>145,582</b>	<b>2,101,873</b>	<b>(1,081,682)</b>	<b>599,809</b>	<b>594,605</b>	<b>7,059,819</b>	<b>9,390,326</b>	<b>16,450,145</b>

(1) Amounts shown include the effect of the adjustments arising from the retrospective application of IFRS 16 - Leases, adopted as of January 1, 2019.

(2) Other shareholders' equity components include \$194,093 relevant to the equity method on the inflationary effect of subsidiary Libertad S.A. Retained earnings and Other reserves include \$114,647 (offset to each other) relevant to the equity method on the appropriation of results of subsidiary Spice Investment Mercosur S.A. and its subsidiaries.


The accompanying notes are an integral part of the interim consolidated financial statements.



Carlos Mario Giraldo Moreno  
Parent's Legal Representative  
(See accompanying certificate)



Jorge Nelson Ortiz Chica  
Parent's Head Accountant  
Professional Card 67018-T  
(See accompanying certificate)



Ángela Jaimes Delgado  
Parent's Statutory Auditor  
Professional Card 62183-T  
Appointed by Ernst and Young Audit S.A.S. TR-530  
(See accompanying report dated November 14, 2019)

## Note 1. General information

Almacenes Éxito S.A., (hereinafter the Parent), was incorporated pursuant to Colombian laws on March 24, 1950; its main place of business is at Carrera 48 No. 32B Sur - 139, Envigado, Colombia. The life span of the Parent goes to December 31, 2050.

The Parent is listed on the Colombia Stock Exchange (BVC) since 1994 and is under the control of the Financial Superintendence of Colombia.

The Parent's main corporate purpose is:

- Acquire, store, transform and, in general, distribute and sell under any trading figure, including funding thereof, all kinds of goods and products, produced either locally or abroad, on a wholesale or retail basis, physically or online.
- Provide supplementary services, namely grant credit facilities for the acquisition of goods, grant insurance coverage, carry out money transfers and remittances, provide mobile phone services, trade tourist package trips and tickets, repair and maintain furnishings, complete paperwork.
- Give or receive in lease trade premises, receive or give, in lease or under occupancy, spaces or points of sale or commerce within its trade establishments intended for the exploitation of businesses of distribution of goods or products, and the provision of ancillary services.
- Incorporate, fund or promote with other individuals or legal entities, enterprises or businesses intended for the manufacturing of objects, goods, articles or the provision of services related with the exploitation of trade establishments.
- Acquire property, build commercial premises intended for establishing stores, malls or other locations suitable for the distribution of goods, without prejudice to the possibility of disposing of entire floors or commercial premises, give them in lease or use them in any convenient manner with a rational exploitation of land approach, as well as invest in property, promote and develop all kinds of real estate projects.
- Invest resources to acquire shares, bonds, trade papers and other securities of free movement in the market to take advantage of tax incentives established by law, as well as make temporary investments in highly liquid securities with a purpose of short-term productive exploitation; enter into firm factoring agreements using its own resources; encumber its chattels or property and enter into financial transactions that enable it to acquire funds or other assets.
- In the capacity as wholesaler and retailer, distribute oil-based liquid fuels through service stations, alcohols, biofuels, natural gas for vehicles and any other fuels used in the automotive, industrial, fluvial, maritime and air transport sectors, of all kinds.

The Parent's ultimate controlling entity is Casino Guichard Perrachon S.A. (France). The control situation has been registered with the Aburrá Sur Chamber of Commerce. At September 30, 2019, the controlling entity has a 55.30% interest (December 31, 2018 - 55.30%) in the share capital of the Parent.

The Parent registered before the Aburrá Sur Chamber of Commerce a situation of entrepreneurial Group regarding its subsidiaries.

### Note 1.1. Stock ownership in subsidiaries included in the interim consolidated financial statements

Below is a detail of the stock ownership in subsidiaries included in the consolidated financial statements at September 30, 2019 and December 31, 2018:

Name	Segment	Country	Currency Functional currency	Stock ownership 2019			Stock ownership 2018		
				Direct	Indirect	Total	Direct	Indirect	Total
Almacenes Éxito Inversiones S.A.S.	Colombia	Colombia	Colombian peso	100.00%	0.00%	100.00%	100.00%	0.00%	100.00%
Logística, Transporte y Servicios Asociados S.A.S.	Colombia	Colombia	Colombian peso	100.00%	0.00%	100.00%	100.00%	0.00%	100.00%
Éxito Industrias S.A.S.	Colombia	Colombia	Colombian peso	94.53%	3.42%	97.95%	94.53%	3.42%	97.95%
Gemex O & W S.A.S. (a)	Colombia	Colombia	Colombian peso	85.00%	0.00%	85.00%	85.00%	0.00%	85.00%
Éxito Viajes y Turismo S.A.S.	Colombia	Colombia	Colombian peso	51.00%	0.00%	51.00%	51.00%	0.00%	51.00%
Marketplace Internacional Éxito y Servicios S.A.S.	Colombia	Colombia	Colombian peso	100.00%	0.00%	100.00%	100.00%	0.00%	100.00%
Depósito y Soluciones Logísticas S.A.S. (b)	Colombia	Colombia	Colombian peso	100.00%	0.00%	100.00%	0.00%	0.00%	0.00%
Carulla Vivero Holding Inc.	Colombia	British Virgin Islands	Colombian peso	100.00%	0.00%	100.00%	100.00%	0.00%	100.00%
Fideicomiso Lote Girardot	Colombia	Colombia	Colombian peso	100.00%	0.00%	100.00%	100.00%	0.00%	100.00%
Patrimonio Autónomo Viva Malls	Colombia	Colombia	Colombian peso	51.00%	0.00%	51.00%	51.00%	0.00%	51.00%
Patrimonio Autónomo Viva Sincelejo	Colombia	Colombia	Colombian peso	0.00%	26.01%	26.01%	0.00%	26.01%	26.01%
Patrimonio Autónomo Viva Villavicencio	Colombia	Colombia	Colombian peso	0.00%	26.01%	26.01%	0.00%	26.01%	26.01%
Patrimonio Autónomo San Pedro Etapa I	Colombia	Colombia	Colombian peso	0.00%	26.01%	26.01%	0.00%	26.01%	26.01%
Patrimonio Autónomo Centro Comercial	Colombia	Colombia	Colombian peso	0.00%	26.01%	26.01%	0.00%	26.01%	26.01%
Patrimonio Autónomo Iwana	Colombia	Colombia	Colombian peso	51.00%	0.00%	51.00%	51.00%	0.00%	51.00%
Patrimonio Autónomo Viva Laureles	Colombia	Colombia	Colombian peso	0.00%	40.80%	40.80%	0.00%	40.80%	40.80%
Patrimonio Autónomo Viva Palmas	Colombia	Colombia	Colombian peso	0.00%	26.01%	26.01%	0.00%	26.01%	26.01%
Patrimonio Autónomo Centro Comercial Viva Barranquilla	Colombia	Colombia	Colombian peso	0.00%	45.90%	45.90%	0.00%	45.90%	45.90%
Spice Investment Mercosur S.A.	Uruguay	Uruguay	Uruguayan peso	100.00%	0.00%	100.00%	100.00%	0.00%	100.00%
Larenco S.A.	Uruguay	Uruguay	Uruguayan peso	0.00%	100.00%	100.00%	0.00%	100.00%	100.00%
Geant Inversiones S.A.	Uruguay	Uruguay	Uruguayan peso	0.00%	100.00%	100.00%	0.00%	100.00%	100.00%
Lanin S.A.	Uruguay	Uruguay	Uruguayan peso	0.00%	100.00%	100.00%	0.00%	100.00%	100.00%
Devoto Hermanos S.A.	Uruguay	Uruguay	Uruguayan peso	0.00%	100.00%	100.00%	0.00%	100.00%	100.00%
Mercados Devoto S.A.	Uruguay	Uruguay	Uruguayan peso	0.00%	100.00%	100.00%	0.00%	100.00%	100.00%
5 Hermanos Ltda.	Uruguay	Uruguay	Uruguayan peso	0.00%	100.00%	100.00%	0.00%	100.00%	100.00%
Sumelar S.A.	Uruguay	Uruguay	Uruguayan peso	0.00%	100.00%	100.00%	0.00%	100.00%	100.00%
Raxwy Company S.A.	Uruguay	Uruguay	Uruguayan peso	0.00%	100.00%	100.00%	0.00%	100.00%	100.00%
Grupo Disco del Uruguay S.A.	Uruguay	Uruguay	Uruguayan peso	0.00%	62.49%	62.49%	0.00%	62.49%	62.49%
Supermercados Disco del Uruguay S.A.	Uruguay	Uruguay	Uruguayan peso	0.00%	62.49%	62.49%	0.00%	62.49%	62.49%
				0.00%	31.25%	31.25%	0.00%	31.25%	31.25%

Name	Segment	Country	Currency Functional currency	Stock ownership 2019			Stock ownership 2018		
				Direct	Indirect	Total	Direct	Indirect	Total
Maostar S.A.									
Ameluz S.A.	Uruguay	Uruguay	Uruguayan peso	0.00%	62.49%	62.49%	0.00%	62.49%	62.49%
Fandale S.A.	Uruguay	Uruguay	Uruguayan peso	0.00%	62.49%	62.49%	0.00%	62.49%	62.49%
Odaler S.A.	Uruguay	Uruguay	Uruguayan peso	0.00%	62.49%	62.49%	0.00%	62.49%	62.49%
La Cabaña S.R.L.	Uruguay	Uruguay	Uruguayan peso	0.00%	62.49%	62.49%	0.00%	62.49%	62.49%
Ludi S.A.	Uruguay	Uruguay	Uruguayan peso	0.00%	62.49%	62.49%	0.00%	62.49%	62.49%
Semin S.A.	Uruguay	Uruguay	Uruguayan peso	0.00%	62.49%	62.49%	0.00%	62.49%	62.49%
Randicor S.A.	Uruguay	Uruguay	Uruguayan peso	0.00%	62.49%	62.49%	0.00%	62.49%	62.49%
Setara S.A.	Uruguay	Uruguay	Uruguayan peso	0.00%	62.49%	62.49%	0.00%	62.49%	62.49%
Hiper Ahorro S.R.L.	Uruguay	Uruguay	Uruguayan peso	0.00%	62.49%	62.49%	0.00%	62.49%	62.49%
Ciudad del Ferrol S.C.	Uruguay	Uruguay	Uruguayan peso	0.00%	61.24%	61.24%	0.00%	61.24%	61.24%
Mablicor S.A.	Uruguay	Uruguay	Uruguayan peso	0.00%	31.87%	31.87%	0.00%	31.87%	31.87%
Tipsel S.A.	Uruguay	Uruguay	Uruguayan peso	0.00%	100.00%	100.00%	0.00%	100.00%	100.00%
Tedocan S.A.	Uruguay	Uruguay	Uruguayan peso	0.00%	100.00%	100.00%	0.00%	100.00%	100.00%
Vía Artika S. A.	Argentina	Uruguay	Uruguayan peso	0.00%	100.00%	100.00%	0.00%	100.00%	100.00%
Spice España de Valores Americanos S.L.	Argentina	Spain	Euro	0.00%	100.00%	100.00%	0.00%	100.00%	100.00%
Geant Argentina S.A.	Argentina	Argentina	Argentine peso	0.00%	100.00%	100.00%	0.00%	100.00%	100.00%
Gelase S. A.	Argentina	Belgium	Euro	0.00%	100.00%	100.00%	0.00%	100.00%	100.00%
Libertad S.A.	Argentina	Argentina	Argentine peso	0.00%	100.00%	100.00%	0.00%	100.00%	100.00%
Onper Investment 2015 S.L.	Brazil	Spain	Colombian peso	100.00%	0.00%	100.00%	100.00%	0.00%	100.00%
Ségisor S.A. (c)	Brazil	France	Euro	0.00%	50.00%	50.00%	0.00%	50.00%	50.00%
Wilkes Participações S.A. (c)	Brazil	Brazil	Brazilian real	0.00%	50.00%	50.00%	0.00%	50.00%	50.00%
Companhia Brasileira de Distribuição CBD (c)	Brazil	Brazil	Brazilian real	0.00%	18.62%	18.62%	0.00%	18.68%	18.68%
Sendas Distribuidora S.A. (c)	Brazil	Brazil	Brazilian real	0.00%	18.62%	18.62%	0.00%	18.68%	18.68%
Bellamar Empreend. e Participações Ltda. (c)	Brazil	Brazil	Brazilian real	0.00%	18.62%	18.62%	0.00%	18.68%	18.68%
GPA Malls & Properties Gestão de Ativos e Serviços Imobiliários Ltda. ("GPA M&P") (c)	Brazil	Brazil	Brazilian real	0.00%	18.62%	18.62%	0.00%	18.68%	18.68%
CBD Holland B.V. (c)	Brazil	Holland	Euro	0.00%	18.62%	18.62%	0.00%	18.68%	18.68%
GPA 2 Empreend. e Participações Ltda. (c)	Brazil	Brazil	Brazilian real	0.00%	18.62%	18.62%	0.00%	18.68%	18.68%
GPA Logística e Transporte Ltda. (c)	Brazil	Brazil	Brazilian real	0.00%	18.62%	18.62%	0.00%	18.68%	18.68%
Companhia Brasileira de Distribuição Luxembourg Holding S.A.R.L. (c)	Brazil	Luxembourg	Euro	0.00%	18.62%	18.62%	0.00%	18.68%	18.68%
SCB Distribuição e Comércio Varejista de Alimentos Ltda. (c)	Brazil	Brazil	Brazilian real	0.00%	18.62%	18.62%	0.00%	18.68%	18.68%
Bitz Fidelidade e Inteligência S.A. (c)	Brazil	Brazil	Brazilian real	0.00%	18.62%	18.62%	0.00%	18.68%	18.68%
Leji Intermediação S.A. (c)	Brazil	Brazil	Brazilian real	0.00%	18.62%	18.62%	0.00%	18.68%	18.68%
Companhia Brasileira de Distribuição Netherlands Holding B.V. (c)	Brazil	Holland	Euro	0.00%	18.62%	18.62%	0.00%	18.68%	18.68%
Novasoc Comercial Ltda. (c)	Brazil	Brazil	Brazilian real	0.00%	18.62%	18.62%	0.00%	18.68%	18.68%
CHova Comércio Eletrônico S.A. (d)	Brazil	Brazil	Brazilian real	0.00%	0.00%	0.00%	0.00%	8.08%	8.08%
Via Varejo S.A. (d)	Brazil	Brazil	Brazilian real	0.00%	0.00%	0.00%	0.00%	8.08%	8.08%
Indústria de Móveis Bartira Ltda. (d)	Brazil	Brazil	Brazilian real	0.00%	0.00%	0.00%	0.00%	8.08%	8.08%
VVLOG Logística Ltda. (d)	Brazil	Brazil	Brazilian real	0.00%	0.00%	0.00%	0.00%	8.08%	8.08%
Globex Administracao e Serviços Ltda. (d)	Brazil	Brazil	Brazilian real	0.00%	0.00%	0.00%	0.00%	8.08%	8.08%
Lake Niassa Empreend. e Participações Ltda. (d)	Brazil	Brazil	Brazilian real	0.00%	0.00%	0.00%	0.00%	8.08%	8.08%
Globex Administradora de Consórcio Ltda. (d)	Brazil	Brazil	Brazilian real	0.00%	0.00%	0.00%	0.00%	8.08%	8.08%

(a) As mentioned in Note 1.2, this subsidiary's retained earnings at September 30, 2019 were shown under net income for the period of discontinued operations.

(b) A subsidiary incorporated on June 21, 2019.

(c) As mentioned in Note 1.2, these subsidiaries' assets and liabilities at September 30, 2019 were reclassified to non-current assets and liabilities available for sale, and retained earnings on the same date were shown under net income for the period of discontinued operations.

(d) Subsidiaries sold on June 15, 2019 as part of the divestment process carried out by subsidiary Companhia Brasileira de Distribuição - CBD.

#### Note 1.2. Colombian and foreign operating subsidiaries

The accompanying interim consolidated financial statements at September 30, 2019 include the same Colombian operating subsidiaries and the same largest operating subsidiaries located abroad as included in the consolidated financial statements for the annual period ended December 31, 2018, exception made of subsidiary Depósito y Soluciones Logísticas S.A.S., incorporated on June 21, 2019, which has not started its operating activities, and of subsidiaries that will be mentioned in the two paragraphs below.

On the grounds of the authorization issued by the Parent's Board of Directors, and on the endorsement thereto by the General Meeting of Shareholders, by means of which decision was made to sell the shares of operating subsidiary Companhia Brasileira de Distribuição - CBD and of holding subsidiaries Ségisor S.A. and Wilkes Participações S.A., the assets and liabilities of these subsidiaries at September 30, 2019 were reclassified to non-current assets held for trading. In the consolidated statements of income at September 30, 2019, the retained earnings of these subsidiaries were shown under net income of discontinued operations, as an item separate from other consolidated income of the Parent and its subsidiaries.

As part of its operating strategy, in August 2019 the Parent decided to close the commercial operation of subsidiary Gemex O&W S.A.S. On the grounds of this decision, retained earnings of this subsidiary at September 30, 2019 were shown in the consolidated statement of income under the net income of discontinued operations, as an item separate from other consolidated income of the Parent and its subsidiaries.

The corporate purpose and other relevant information regarding the following Colombian operating subsidiaries and largest foreign operating subsidiaries were disclosed in the consolidated financial statements for the annual period ended December 31, 2018:

- Almacenes Éxito Inversiones S.A.S.
- Logística, Transporte y Servicios Asociados S.A.S.
- Éxito Industrias S.A.S.
- Gemex O & W S.A.S.
- Éxito Viajes y Turismo S.A.S.
- Fideicomiso Lote Girardot
- Patrimonio Autónomo Viva Malls
- Patrimonio Autónomo Viva Sincelejo
- Patrimonio Autónomo Viva Villavicencio
- Patrimonio Autónomo San Pedro Etapa I
- Patrimonio Autónomo Centro Comercial
- Patrimonio Autónomo Iwana
- Patrimonio Autónomo Viva Laureles
- Patrimonio Autónomo Viva Palmas
- Patrimonio Autónomo Centro Comercial Viva Barranquilla
- Marketplace Internacional Éxito y Servicios S.A.S.
- Companhia Brasileira de Distribuição - CBD
- Libertad S.A.
- Supermercados Disco del Uruguay S.A.
- Devoto Hermanos S.A.
- Mercados Devoto S.A.

Below is a detail of the corporate purpose and other information regarding the subsidiary incorporated in 2019:

Depósito y Soluciones Logísticas S.A.S.

A subsidiary incorporated on June 21, 2019 under Colombian laws. Its main corporate purpose is the storage of goods under customs control. Its main place of business is located at calle 43 sur No. 48-127, Envigado, Colombia. The subsidiary's life span is indefinite.

**Note 1.3. Listing in public registries**

Almacenes Éxito S.A., the Parent company, is listed on the Colombian Stock Exchange (BVC) since 1994.

The shares of subsidiary Companhia Brasileira de Distribuição – CBD are listed on the São Paulo Stock Exchange ("BM&FBovespa") at "Corporate Governance Level 1" under the symbol "PCAR4" and on the New York Stock Exchange (ADR Level III), under the symbol "CBD".

Associate Cnova NV is a public limited liability company of the Netherlands incorporated on May 30, 2014, under the laws of the Netherlands. Its common shares were listed on the NASDAQ - Global Select Market in November 2014, and on January 23, 2015 were admitted for quote and negotiation on Euronext Paris.

**Note 1.4. Subsidiaries with material non-controlling interests**

At September 30, 2019 and at December 31, 2018, the following subsidiaries, taken as reporting entities, have been included in the consolidated financial statements as subsidiaries with material non-controlling interests:

	<b>Material non-controlling ownership percentage (1)</b>	
	<b>September 30, 2019</b>	<b>December 31, 2018</b>
Grupo Disco del Uruguay S.A.	37.51%	37.51%
Éxito Viajes y Turismo S.A.S.	49.00%	49.00%
Patrimonio Autónomo Viva Malls	49.00%	49.00%
Patrimonio Autónomo Viva Sincelejo	73.99%	73.99%
Patrimonio Autónomo Viva Villavicencio	73.99%	73.99%
Patrimonio Autónomo San Pedro Etapa I	73.99%	73.99%
Patrimonio Autónomo Centro Comercial	73.99%	73.99%
Patrimonio Autónomo Iwana	49.00%	49.00%
Patrimonio Autónomo Centro Comercial Viva Barranquilla	54.10%	54.10%
Patrimonio Autónomo Viva Laureles	59.20%	59.20%
	73.99%	73.99%

	Material non-controlling ownership percentage (1)	
	September 30, 2019	December 31, 2018
Patrimonio Autónomo Viva Palmas Companhia Brasileira de Distribuição - CBD	81.38%	81.32%

(1) Total non-controlling interest, considering the Parent's direct and indirect interest.

#### Note 1.5. Restrictions on the transfer of funds

At September 30, 2019 and at December 31, 2018 there are no restrictions on the capability of subsidiaries to transfer funds to the Parent in the form of cash dividends, or loan repayments or advance payments.

#### Note 2. Basis for preparation

The interim consolidated financial statements for the nine-month and three-month periods ended September 30, 2019 and September 30, 2018, and for the annual period ended December 31, 2018 have been prepared in accordance with accounting and financial reporting standards accepted in Colombia, set out in Law 1314 of 2009 as an official translation of the International Financial Reporting Standards (IFRS) authorized by the International Accounting Standards Board (IASB), regulated in Colombia by Regulatory Decree 2420 of 2015, "Single Regulatory Decree on accounting, financial reporting and information assurance standards", amended on December 23, 2015 by Regulatory Decree 2496, on December 22, 2016 by Regulatory Decree 2131 and on December 22, 2017 by Regulatory Decree 2170 and updated on December 28, 2018 by Regulatory Decree 2483. Neither the Parent nor its subsidiaries have applied any of the exceptions to the IFRS contained in such decrees.

#### Financial statements herein presented

These interim consolidated financial statements of the Parent and its subsidiaries are made of the statements of financial position at September 30, 2019 and December 31, 2018, the statements of income and of comprehensive income for the nine-month and three-month periods ended September 30, 2019 and September 30, 2018, and the statements of changes in shareholders' equity and the statements of cash flows for the nine-month periods ended September 30, 2019 and September 30, 2018.

These interim consolidated financial statements are based on interim information as required by IAS 34 and do not include all financial reporting disclosures required for annual financial statements under IAS 1. All disclosures required for annual financial statements were properly included in the financial statements at December 31, 2018.

#### Statement of accountability

Parent's management is responsible for the information contained in these interim consolidated financial statements. Preparing such financial statements pursuant to accounting and financial reporting standards accepted in Colombia, set out by Law 1314 of 2009 in line with the International Financial Reporting Standards (IFRS) officially translated and authorized by the International Accounting Standards Board (IASB), regulated in Colombia by Regulatory Decree 2420 of 2015, "Single Regulatory Decree on accounting, financial reporting and information assurance standards", amended on December 23, 2015, by Regulatory Decree 2496, on December 22, 2016 by Regulatory Decree 2131 and on December 22, 2017 by Regulatory Decree 2170 and updated on December 28, 2018 by Regulatory Decree 2483 without applying any of the exceptions to the IFRS therein contained, requires management judgment to apply the accounting policies.

#### Accounting estimates and judgments

The Parent's and its subsidiaries' estimations to quantify some of the assets, liabilities, revenue, expenses and commitments therein contained have been used to prepare the accompanying interim consolidated financial statements. Basically, such estimations refer to:

- The hypotheses used to estimate the fair value of financial instruments,
- The appraisal of financial assets to identify actual impairment losses,
- The useful lives of property, plant and equipment and of intangible assets,
- Variables used and hypotheses used to assess and determine the indicator of impairment for non-financial assets,
- Variables used to assess and determine inventory losses and obsolescence,
- Actuarial assumptions used to estimate retirement benefits and long-term employee benefit liabilities, such as inflation rate, death rate, discount rate, and the possibility of future salary increases,
- The discount rate used to estimate lease liabilities and use rights,
- The probability of occurrence and the value of liabilities that serve as a basis to recognize provisions related to lawsuits and business reorganizations,
- The assumptions used to recognize liabilities arising from the customer loyalty program,
- The probability of making future profits to recognize deferred tax assets,
- The valuation technique applied to determine the fair values of elements in business combinations.
- Time estimated to depreciate use rights; hypotheses used in the calculation of growth rates in lease contracts registered as use rights, and variables used to measure lease liabilities.

Such estimations are based on the best information available regarding the facts analyzed at the date of preparation of the accompanying interim consolidated financial statements, which may give rise to future changes by virtue of potential situations that may occur and would result in prospective recognition thereof; this situation would be treated as a change in accounting estimates in future financial statements.

#### **Distinction between current and non-current items**

The Parent and its subsidiaries present their current and non-current assets, as well as their current and non-current liabilities, as separate categories in their statement of financial position. For this purpose, those amounts that will be realized or will become available in a term not to exceed one year are classified as current assets, and those amounts that will be enforceable or payable also in a term not to exceed one year are classified as current liabilities. All other assets and liabilities are classified as non-current.

#### **Functional currency**

The Parent and each subsidiary define their functional currency and their transactions are measured in such currency. The Parent's functional currency is the Colombian peso, and the functional currencies of subsidiaries are disclosed in Note 1 - General Information, under the subsection relevant to share interest in subsidiaries included in the interim consolidated financial statements.

#### **Hyperinflation**

Functional currencies of the Parent and of each of its subsidiaries belong to non-hyperinflationary economies, exception made of Argentina whose accumulated inflation rate at September 30, 2019 calculated using different consumer price index combinations has exceeded 100%, reason why the interim consolidated financial statements include inflation adjustments.

Domestic forecasts for such country suggest that there is low probability that the inflation rate would significantly decrease under 100% during 2019. For these reasons, Argentina economy is hyperinflationary.

Subsidiaries in Argentina present their financial statements adjusted for inflation as provided for in IAS 29 "Financial Reporting in Hyperinflationary Economies".

#### **Reporting currency**

These interim consolidated financial statements are expressed in Colombian pesos, functional currency of the Parent, which is the currency used in the prime economic environment where it rules. Figures shown have been stated in millions of Colombian pesos.

Subsidiaries' financial statements carried in a functional currency other than the Colombian peso have been translated into Colombian pesos. Transactions and balances are translated as follows:

- Assets and liabilities are translated into Colombian pesos at the period closing exchange rate;
- Income-related items are translated into Colombian pesos using the period's average exchange rate;
- Equity transactions in foreign currency are translated into Colombian pesos at the exchange rate in force on the date of each transaction.

Exchange differences arising from the translation are directly recognized in a separate component of equity and are reclassified to the statement of income upon sale of the investment in a subsidiary.

#### **Foreign currency transactions**

Transactions in foreign currency are defined as those denominated in a currency other than the functional currency. During the reporting periods, exchange differences arising from the settlement of such transactions, between the historical exchange rate when recognized and the exchange rate in force on the date of collection or payment, are accounted for as exchange gains or losses and shown as part of the net financial result in the statement of income.

Monetary balances at period closing expressed in a currency other than the functional currency are updated based on the exchange rate at the closing of the reporting period, and the resulting exchange differences are recognized as part of the net financial results in the statement of income. For this purpose, monetary balances are translated into the functional currency using the market representative exchange rate (\*).

Non-monetary items are not translated at period closing exchange rate but are measured at historical cost (at the exchange rates in force on the date of each transaction), except for non-monetary items measured at fair value such as forward and swap financial instruments, which are translated using the exchange rates in force on the date of measurement of the fair value thereof.

(\*) Market Representative Exchange Rate means the average of all market rates negotiated during the closing day (closing exchange rate), equivalent to the international "spot rate", as also defined by IAS 21 - Effects of Changes in Foreign Exchange Rates, as the spot exchange rate in force at the closing of the reporting period.

#### **Accounting accrual basis**

The interim consolidated financial statements have been prepared on the accounting accrual basis, except for information on cash flows.

## Materiality

Economic events are recognized and presented in accordance with materiality thereof. An economic event is material wherever awareness or unawareness thereof, given its nature or value and considering the circumstances, may have a material effect on the economic decisions to be made by the users of the information.

When preparing the interim consolidated financial statements, including the notes thereto, the materiality for presentation purposes was defined on a 5% basis applied to current and non-current assets, current and non-current liabilities, shareholders' equity, period results and to each individual account at a general ledger level for the reporting period.

## Offsetting of balances and transactions

Assets and liabilities are offset and reported net in the interim consolidated financial statements, only if they arise from the same transaction, there is an enforceable legal right on the closing date that makes it mandatory to receive or pay recognized amounts at net value, and wherever there is an intention to offset on a net basis towards realizing assets and settling liabilities simultaneously.

## Classification as liability or equity

Debt and equity instruments are classified as financial liabilities or as equity, following the substance of the relevant legal agreement.

## Fair value measurement

The fair value is the price to be received upon the sale of an asset, or paid out upon transferring a liability under an orderly transaction carried out by market participants on the date of measurement.

Measurements of the fair value are carried out using a fair value hierarchy that reflects the importance of inputs used to determine the measurements:

- Based on (unadjusted) prices quoted in active markets for identical assets or liabilities (level 1).
- Based on valuation models commonly applied by market participants who use variables other than prices quoted, directly or indirectly perceptible for assets or liabilities (level 2).
- Based on the Company's own valuation models applying non-perceptible estimated variables for assets or liabilities (level 3).

## Note 3. Basis for consolidation

These interim consolidated financial statements include the financial statements of the Parent and all its subsidiaries. Subsidiaries (including special-purpose vehicles) are entities over which the Parent has direct or indirect control. Special-purpose vehicles (SPV) are stand-alone trust funds (Patrimonios Autónomos) established with a defined purpose or limited term. A listing of subsidiaries is included in Note 1.

"Control" is the power to govern relevant activities, such as the financial and operating policies of a controlled company (subsidiary). Control is reached when the Parent has power over a controlled company, is exposed to variable benefits from its involvement and has the capability of influencing the amount of benefits. Power arises from rights, generally along with the holding of 50% or more of voting rights, even though it sometimes is more complex and results from one or more contracts, reason why there may be entities not having such interest percentage but whose activities are understood to be carried out to the benefit of the Parent and the Parent is exposed to all risks and benefits attached to the controlled company.

Wherever there is control, the consolidation method applied is that of global integration method. Under this method, all of subsidiaries' assets, liabilities, shareholders' equity and income are incorporated into the Parent's financial statements, after elimination of equity investments in such subsidiaries, account balances and intercompany transactions.

All significant transactions and material balances among subsidiaries have been eliminated upon consolidation; non-controlled interest represented by third parties' ownership interests in subsidiaries (non-controlling interests) have been recognized and separately included in the consolidated shareholders' equity.

At the time of assessing whether the Parent has control over a subsidiary, analysis is made of the existence and effect of potential voting rights currently exercised. Subsidiaries are consolidated as of the date on which control is transferred to the Parent and excluded from consolidation upon termination of control.

All controlled companies are consolidated into the Parent's financial statements, regardless the ownership interest percentage.

Transactions involving a change in the Parent's ownership interest percentage without loss of control are recognized in shareholders' equity, given that there is no change of control over the economic entity. Cash flows provided by changes in ownership interests not resulting in a loss of control are classified as financing activities in the statement of cash flows.

In transactions involving a loss of control, the entire ownership interest in the subsidiary is derecognized, retained interests are recognized at fair value and the gain or loss arising from the transaction is recognized in period income, including the relevant items of other comprehensive income. Cash flows from the acquisition or loss of control over a subsidiary are classified as investment activities in the statement of cash flows.

Wherever a subsidiary is made available for sale or its operation is discontinued, but control over it is still maintained, its assets and liabilities are classified under non-current assets held for trading, upon reciprocal offsetting of balances and are not part of the global integration of assets and liabilities under the consolidation process. Neither is subsidiary's income part of the global integration of income under the consolidation process and is presented, upon offsetting of reciprocal transactions, in the line item for net income of discontinued operations, separate from all other consolidated income of Parent and its subsidiaries.

Period income and each component in other comprehensive income are attributed to the owners of the controlling entity and to non-controlling ownership interests.

In consolidating the financial statements, all subsidiaries apply the same policies and accounting principles implemented by the Parent, pursuant to accounting and financial reporting standards accepted in Colombia, set out by Law 1314 of 2009 in line with the International Financial Reporting Standards (IFRS) officially translated and authorized by the International Accounting Standards Board (IASB), regulated in Colombia by Regulatory Decree 2420 of 2015, "Single Regulatory Decree on accounting, financial reporting and information assurance standards", amended on December 23, 2015, by Regulatory Decree 2496, on December 22, 2016 by Regulatory Decree 2131 and on December 22, 2017 by Regulatory Decree 2170 and updated on December 28, 2018 by Regulatory Decree 2483 without applying any of the exceptions to the IFRS therein contained.

The Parent values its inventories by applying the first-in-first-out method, while subsidiary Companhia Brasileira de Distribuição – CBD and its subsidiaries value their inventories at the weighted average cost, basically given the different taxes recognized upon the acquisition of inventories (in the Brazil segment) that would have an impact on the final valuation of the inventories under the FIFO method.

Subsidiaries' assets and liabilities, revenue and expenses, as well as the Parent's revenue and expenses in foreign currency, have been translated into Colombian pesos at market exchange rates on each closing date and at period average, as follows:

	Closing rates		Average rates		
	September 30, 2019	December 31, 2018	September 30, 2019	September 30, 2018	December 31, 2018
US Dollar	3,462.01	3,249.75	3,239.57	2,885.97	2,956.43
Uruguayan peso	93.82	100.25	93.97	96.07	96.36
Brazilian real	832.53	838.75	833.74	806.42	812.77
Argentine peso	60.11	86.29	73.83	120.46	111.63
Euro	3,774.30	3,714.98	3,638.73	3,444.94	3,486.88

#### Note 4. Significant accounting policies

The accompanying interim consolidated financial statements at September 30, 2019 have been prepared using the same accounting policies, measurements and bases used to present the consolidated financial statements for the annual period ended December 31, 2018, except for the standards mentioned in note 5.2 that came into effect as of January 1, 2019, pursuant to accounting and financial reporting standards accepted in Colombia, set out in Law 1314 of 2009 in line with the International Financial Reporting Standards (IFRS), officially translated and authorized by the International Accounting Standards Board (IASB), regulated in Colombia by Regulatory Decree 2420 of 2015, "Single Regulatory Decree on accounting, financial reporting and information assurance standards", amended on December 23, 2015 by Regulatory Decree 2496, on December 22, 2016 by Regulatory Decree 2131 and on December 22, 2017 by Regulatory Decree 2170 and updated on December 28, 2018 by Regulatory Decree 2483, without applying any of the exceptions to the IFRS therein contained.

Adoption of new standards in force as of January 1, 2019 mentioned in Note 5.2 did not entail significant change to these accounting policies as compared to those applied when preparing the financial statements at December 31, 2018 and no significant effects arose from adoption thereof, except for the adoption of IFRS 16 whose effects were properly disclosed in the annual financial statements at December 31, 2018 and have been included in these interim consolidated financial statements.

The most significant policies applied to prepare the accompanying interim consolidated financial statements were the following, regarding which a summary was included in the separate financial statements for the annual period ended December 31, 2018, except for IFRS 16 - Leases, regarding which a summary is included below in this Note:

- Investments in associates and joint arrangements
- Related parties
- Business combinations and goodwill
- Put options *granted to the holders of non-controlling interests*
- Intangible assets
- Research and development costs
- Property, plant and equipment
- Investment property
- Non-current assets held for trading and discontinued operations
- Finance leases
- Operating leases
- Loan costs
- Impairment of non-financial assets



- Inventories
- Financial assets
- Financial liabilities
- Embedded derivatives
- Derivative financial instruments
- Hedge accounting
- Share-based payments
- Employee benefits
- Provisions, contingent assets and liabilities
- Taxes
- Share capital
- Revenue from ordinary activities under contracts with customers
- Loyalty programs
- Costs and expenses
- Earnings per basic and diluted share
- Operation segments
- Leases and lease liabilities

Use rights assets are assets representing the right of the Parent and its subsidiaries as lessees to use an underlying asset during the term of a lease agreement.

They are initially measured at cost, which includes the present value of payments under the lease agreement discounted at the incremental rate of loans of the Parent and its subsidiaries, plus indirect costs incurred under the lease agreement, plus an estimation of the costs required to dismantle the underlying asset upon termination of the lease agreement. Later, they are measured at cost less accumulated depreciation and less accumulated impairment losses, plus adjustments from measurements of lease liabilities relevant to the use right.

Initially, lease liabilities are comprised of payments for the right to use the underlying asset during the term of the lease agreement, including fixed payments, variable lease payments and the payment of fines arising from termination of the lease agreement. Later, lease liabilities are measured by increasing the book value to reflect interests, reducing the book value to show rental instalment payments made and re-measuring the book value to reflect new amendments to the lease agreement.

The useful lives of use rights are defined by the irrevocable terms of the lease agreements covering underlying assets together with periods covered by an option to extend the term or an option to terminate the lease agreement.

The Parent and its subsidiaries do not carry assets arising from the right to use:

- lease agreements whose underlying assets are low-cost assets such as furniture and fixtures, computers, machinery and equipment and office equipment,
- lease agreements for underlying assets with a term of less than one year,
- lease agreements covering intangible assets.

Use rights and lease liabilities are shown in a separate line item in the statement of financial position.

## **Note 5. New and modified standards and interpretations**

### **Note 5.1. Standards issued during the nine-month period ended September 30, 2019**

During the nine-month period ended September 30, 2019 the International Accounting Standards Board IASB did not issue new standards or amendments.

No Regulatory Decrees enabling the application of new International Financial Reporting Standards authorized by the International Accounting Standards Board IASB were enacted in Colombia during the nine-month period ended September 30, 2019.

### **Note 5.2. Standards applied as of 2019, issued prior to January 1, 2019**

The following standards started to be applied as of January 1, 2019 according to the adoption date set by the IASB:

- Amendment to IAS 19 - Employee Benefits
- IFRS 16 - Leases
- IFRIC 23 - Uncertainties over Income Tax Treatments
- Amendment to IAS 28 - Investments in Associates and Joint Ventures
- Amendment to IFRS 9
- Annual improvement to IFRS Cycle 2015-2017

In Colombia, these standards were enacted by means of Regulatory Decree 2483 of December 28, 2018. No significant effects arose from application of these standards, exception made of IFRS 16 whose effects were properly disclosed in the annual financial statements at December 31, 2018.

### **Note 5.3. Standards applied earlier during the nine-month period ended September 30, 2019**

During the nine-month period ended September 30, 2019 the Parent and its subsidiaries did not apply the early adoption of standards.

### **Note 5.4. Standards not yet in force at September 30, 2019, issued prior to January 1, 2019**

During the year ended December 31, 2017 the International Accounting Standards Board IASB issued the following new standards and amendments:

- IFRS 17 - Insurance Contracts, to be applied as of January 2021.
- Amendment to IFRS 3 - Business Combinations, to be applied as of January 2020.
- 2018 Conceptual framework, to be applied as of January 2020.

### **Note 5.5. Standards issued during the year ended December 31, 2018**

Regulatory Decree 2483 of December 28, 2018 was enacted in Colombia during the year ended December 31, 2018. Such decree compiled and updated the technical frameworks ruling the preparation of financial reporting set out in Regulatory Decree 2420 of 2015 amended by Regulatory Decree 2496 of 2016, Regulatory Decree 2130 of 2016 and Regulatory Decree 2170 of 2017, allowing the application of International Financial Reporting Standards authorized by the International Accounting Standards Board in force at December 31, 2018 and those applicable as of January 1, 2019.

During the year ended December 31, 2018 the International Accounting Standards Board IASB issued the following new standards and amendments:

- Amendment to IAS 19, Employee Benefits, to be applied as of January 2019.
- Amendment to IFRS 3 - Business Combinations, to be applied as of January 2020.
- 2018 Conceptual framework, to be applied as of January 2020.

#### Amendment to IAS 19 "Employee Benefits" (January 2018)

The amendment specifies how a company accounts for a defined-benefits plan. IAS 19 requires a company to update its assumptions and remeasure its net defined benefit-related liabilities or assets upon occurrence of a plan event (e.g. a change, reduction or settlement). The amendment also clarifies that after a plan event, a company would use such updated assumptions to measure the cost of the current service and the net interest for the remaining of the reporting period following the plan event.

No material effects are expected from the application of this amendment.

#### Amendment to IFRS 3 - Business Combinations (October 2018)

The amendment has a limited scope seeking to improve the definition of business. It clarifies the definition of business as a comprehensive set of activities and assets aimed at and managed to provide goods or services to customers, generating revenue from investments (dividends or interests) or other kinds of ordinary revenue.

No material effects are expected from the application of this amendment.

#### 2018 Conceptual framework (March 2018)

The new conceptual framework, which is not a standard by itself, integrates and improves certain concepts such as: (i) confirms the purpose of delivering financial information and clarifies the role of administration work, (ii) highlights the importance of delivering information regarding financial performance, (iii) improves the concepts to deliver information regarding assets, liabilities, revenue and expenses, (iv) introduces a guidance on measurement, and (v) supports the Council in establishing standards.

No material effects are expected from the application of this conceptual framework.

### **Note 5.6 Standards applied as of 2018, issued prior to January 1, 2018**

The following standards started to be applied as of January 1, 2018 according to the adoption date set by the IASB:

- Amendment to IAS 40. (a)
- Amendments to IFRS 4. (a)
- Amendments to IFRS 2. (a)
- Annual improvements cycle 2014-2016. (a)
- IFRS 15 - Revenue from Ordinary Activities under Contracts with Customers. (b)
- IFRS 9 - Financial Instruments. (c)
- IFRIC 22 - Foreign Currency Transactions and Advance Consideration. (d)

- (a) In Colombia, these standards were made part of Regulatory Decree 2420 of December 14, 2015 by means of Regulatory Decree 2170 of December 22, 2017. No material effects resulted from application of these amendments and annual improvements.

- (b) In Colombia, this standard was made part of Regulatory Decree 2420 of December 14, 2015 by means of Regulatory Decree 2496 of December 23, 2015. The Company reviewed the changes to this IFRS against the rules contained in the previous standards and which were deleted by it, and no significant effects resulted from application of this IFRS.
- (c) The Company started to apply this standard as of January 1, 2014. No material effects resulted from application of this IFRS.
- (d) In Colombia, this standard was enacted by means of Regulatory Decree 2483 of December 28, 2018.

Amendment to IAS 40 - Investment property (issued December 2016).

The amendment sets out that an entity shall transfer a property to, or from, investment property, when there is evidence of a change in use, which occurs if the property meets, or ceases to meet, the definition of investment property. A change in management intentions regarding the use of a property is not evidence of a change in use by itself. The listing of situations that evidence a change in use of investment property provided by the standard was defined as a non-exhaustive listing of examples.

The amendments are effective for periods commencing on or after January 1, 2018. Earlier application was permitted. The Company did not consider early application thereof.

Amendment to IFRS 4 - "Insurance Contracts" (issued September 2016).

The amendment allows entities mainly developing insurance activities an option to continue carrying its accounts under current IFRS and delay the application of IFRS 9 - "Financial Instruments" until the earlier of application of the new insurance standard or for periods commencing on or after January 1, 2021. Following full adoption of IFRS 9, the amendment grants all entities having insurance contracts an option to present in other comprehensive income and not in profit or loss the changes in the fair value of qualifying designated financial assets.

The amendments are effective for periods commencing on or after January 1, 2018. This amendment is not applicable to the Company.

Amendment to IFRS 2 - "Share-based Payments" (issued June 2016)

The amendment relates to the following aspects:

- Addresses the effects of vesting and non-vesting consolidation conditions on the measurement of the fair value of liabilities incurred from cash-settled share-based payments.
- Classifies share-based payment transactions that include net settlement features for tax purposes.
- Defines the accounting of share-based payments when the transaction changes from cash-settled to equity-settled.

The amendments are effective for periods commencing on or after January 1, 2018. Earlier application was permitted. The Company did not consider early application thereof.

IFRS 15 - Revenue from Ordinary Activities under Contracts with Customers (issued May 2014).

The standard sets out a unique comprehensive accounting model for ordinary revenue arising from contracts with customers. IFRS 15 will supersede the guidelines on recognition of ordinary revenue included in IAS 18 - Revenue, IAS 11 - Construction Contracts and related interpretations, once applicable.

The core principle of IFRS 15 is that an entity recognizes the revenue from ordinary activities to describe the transfer of goods or services promised to customers, in exchange for an amount that reflect the consideration the entity expects to be entitled to in exchange for such goods or services.

An entity recognizes revenue from ordinary activities pursuant to such basic principle, by applying the following stages:

- Stage 1: Identify customer contract.
- Stage 2: Identify performance obligations under the contract.
- Stage 3: Define the transaction price.
- Stage 4: Allocate the transaction price to performance obligations under the contract.
- Stage 5: Recognize ordinary revenue when (or in as much as) the entity fulfills a performance obligation.

Pursuant to IFRS 15, revenue is recognized upon fulfillment of a performance obligation. The standard also includes guidance on specific aspects related with the recognition of revenue, and requires a higher level of disclosure.

The standard is effective for periods commencing on or after January 1, 2018. The Company did not consider early application thereof.

The Company has reviewed the changes in this Standard as compared to what was required by previous standards, which were repealed by the former.

Some of the aspects that have been reviewed include:

- Regarding the performance obligation, retail sales represent the only performance obligation; consequently, the Company does not expect an effect on the recognition of revenue, given that like under prior standards revenue is recognized when control over the asset is transferred to the customer, generally upon delivery thereof;
- The Company recognizes revenue from retail sales measured at the fair value of the consideration received or to be received, including returns and discounts;
- The Company does not grant volume discounts to its customers;
- The Company generally grants minor repair warranties but does not offer extended warranties under contracts with customers. The amount of such warranties is non-material;
- Regarding customer loyalty programs, no material changes are expected since liabilities representing points granted that have not been redeemed or expired are measured at the fair value of points and recognized as deferred revenue;
- The Company concluded that services provided to customers are delivered over time, taking into consideration that customers receive and consume benefits simultaneously. In line with this definition, revenue from such service contracts will continue to be recognized over time;
- Regarding disclosures and presentation requirements, the Company did not change the notes to the financial statements given that there are no changes related with judgments applied in the definition of the transaction price, or in the disaggregation of the revenue recognized from contracts with customers, or in the information on revenue for each reporting segment.

#### IFRS 9 - "Financial Instruments" (issued July 2014)

IFRS 9 introduced new requirements for the classification, measurement and derecognition of financial assets and liabilities, as well as new requirements for hedge accounting and impairment of financial assets.

#### IFRIC 22 - Foreign Currency Transactions and Advance Consideration (issued December 2016)

This interpretation clarifies the accounting of transactions including the receipt or payment of advance consideration in foreign currency.

The interpretation covers foreign currency transactions when an entity recognizes a non-monetary asset or a non-monetary liability arising from payment or receipt of advance consideration before it recognizes the related asset, expense or revenue. It does not apply when an entity measures the related asset, expense or revenue on initial recognition at fair value or at the fair value of the consideration received or paid out on a date other than the date of initial recognition of a non-monetary asset or a non-monetary liability. In addition, it is not required to apply this interpretation to income taxes, insurance contracts or reinsurance contracts.

The amendments are effective for periods commencing on or after January 1, 2018. Earlier application was permitted. The Company did not consider early application thereof. No material effects resulted from application of this IFRIC.

#### **Note 5.7 Standards adopted earlier during the year ended December 31, 2018**

During the year ended December 31, 2018, the Company did not apply any Standards earlier.

#### **Note 5.8 Standards not yet in force at December 31, 2018, issued prior to January 1, 2018**

During the year ended December 31, 2016 the International Accounting Standards Board IASB issued the following new standards and amendments:

- IFRS 16 - Leases, to be applied as of January 2019.

During the year ended December 31, 2017 the International Accounting Standards Board IASB issued the following new standards and amendments:

- IFRS 17 - Insurance Contracts, to be applied as of January 2021.
- IFRIC 23 - Uncertainty over Income Tax Treatments, to be applied as of January 2019.
- Amendment to IAS 28, Investments in Associates and Joint Ventures, to be applied as of January 2019.
- Amendment to IFRS 9, to be applied as of January 2019.
- Annual improvements to IFRS standards cycle 2015-2017, to be applied as of January 2019.

During the year ended December 31, 2018 the International Accounting Standards Board IASB issued the following new standards and amendments:

- Amendment to IAS 19, Employee Benefits, to be applied as of January 2019.

#### IFRS 16 - Leases (issued January 2016)

The standard sets out the principles for recognition, measurement, presentation and disclosure of leases, applicable to lessors and lessees. It deletes the dual accounting model for lessees, which makes a distinction between finance lease agreements that are carried in the balance sheet and operating leases for which recognition of future lease instalments is not required. Instead, a single model is developed, in the balance sheet, like the current finance lease.

IFRS 16 supersedes IAS 17 - Leases and relevant interpretations, and is applicable to periods commencing on or after January 1, 2019; earlier application is permitted, if IFRS 15 - Revenue from Contracts with Customers has been applied. Earlier application was not considered.

#### IFRS 17 - Insurance Contracts (issued May 2017)

This IFRS sets out the principles for recognition, measurement, presentation and disclosure of insurance contracts, and supersedes IFRS 4 - Insurance Contracts.

This standard requires a company issuing insurance contracts to disclose such contracts in the statement of financial position as the aggregate of: (a) cash flows from compliance less current estimates of the amounts the company expects to collect on premiums, as well as claims, benefits and expense payouts, including an adjustment relevant to the timeliness and risk attached to such amounts; and (b) the contract margin associated with the service less the expected gain from providing the insurance coverage.

The expected gain from the insurance coverage is recognized in income during the term when the insurance coverage is provided.

Additionally, it requires a company to differentiate the groups of contracts from which it expects to obtain a gain and those from which it expects a loss, the latter being recognized in income as soon as the company identifies such expected losses.

On each reporting date, companies are required to update cash flows from compliance, using current estimates of the amount, timeliness and uncertainty of cash flows and discount rates.

Regarding measurement, historic cost changes to current value. This allows including committed cash flows (both rights and liabilities), and updating them on each reporting date.

No material effects are expected from the application of this IFRS.

#### IFRIC 23 Uncertainties Over Income Tax Treatments (issued June 2017)

This interpretation clarifies how to account for the income tax regarding the effects of uncertainties, pursuant to IAS 12 - Income tax.

The purpose of the interpretation is to limit the diversity of views under which companies recognize and measure a tax liability or a tax asset when tax treatments are uncertain, given that there is no clarity regarding how to apply the tax law to a certain transaction, or whether the tax authority will accept the tax treatment given by a company.

No material effects are expected from the application of this IFRIC.

#### Amendment to IAS 28 Investments in Associates and Joint Ventures (issued October 2017)

The amendment clarifies that a company applies IFRS 9 - Financial Instruments to long-term interests in an associate or joint venture that is part of the net investment in the associate or joint venture.

No material effects are expected from the application of this amendment.

#### Amendment to IFRS 9 Financial Instruments (issued October 2017)

This amendment allows companies to measure financial assets terminated early with negative compensation at amortized cost or fair value through other comprehensive income, provided a condition is met, instead of at fair value through income.

No material effects are expected from the application of this amendment.

#### Annual improvement to IFRS Cycle 2015-2017 (issued December 2017)

Include the following amendments:

- IFRS 3 - Business Combinations. The following paragraph is added: "When a party to a joint arrangement (as defined in IFRS 11 - Joint Arrangements) obtains control of a business that is a joint operation (as defined by IFRS 11), and it had title to the rights and obligations arising from the liabilities related with such joint operation immediately before acquisition date, the transaction is a business combination carried out in stages. Consequently, the acquirer shall apply the requirements relevant to a business combination carried out in stages, including the remeasurement of the interest previously held in the joint operation as described in section 42. In doing so, the acquirer shall remeasure all its interest previously held in the joint operation.
- IFRS 11 - Joint Arrangements. The following paragraph is added: "A party that participates in a joint operation, but does not have joint control, may obtain joint control of the joint venture whose activity is a business, as defined by IFRS 3. In these events, the interests previously held in the joint operation are not remeasured".
- IAS 12 - Income Tax. Modifies the basis for the conclusions regarding the consequences of payments for financial instruments classified as equity in the income tax.

- IAS 23 - Loan Costs. Paragraph 14 is amended as follows: "Where funds are part of a general pool, and they are used to obtain a qualifying asset, such entity will determine the amount of costs eligible for capitalization by applying a capitalization rate to payouts related to that asset. The capitalization rate will be the weighted average of loan costs applicable to all loans received by the entity that are outstanding during the period. Nevertheless, an entity will exclude from this calculation the loan costs applicable to loans specifically obtained to fund a qualifying asset until all activities required to prepare such asset for its foreseen use or sale have been completed. The amount of borrowing costs that an entity is entitled to capitalize during the period will not exceed total loan costs incurred during the same period".

No material effects are expected from the application of these improvements.

## **Note 6. Business combinations**

### **Note 6.1. Business combinations achieved during the nine-month period ended September 30, 2019**

The following business combinations were achieved during the nine-month period ended September 30, 2019:

#### **Note 6.1.1. Ardal S.A. business combination**

Seeking to expand operations in Uruguay, on January 3, 2019 subsidiary Mercados Devoto S.A. acquired 100% of the shares of Ardal S.A., a company engaged in the general products self-service business.

Acquisition price on the date of acquisition amounted to \$1,742 and was fully allocated to goodwill.

Goodwill was fully allocated to the Uruguay segment and is attributable to the synergies expected from the integration of the operation of stores acquired in this country.

Expenses associated with acquisition of this company amounted to \$129 and relate to professional fees.

The consolidation of Ardal S.A. from the date of acquisition resulted in revenue from ordinary activities in amount of \$3,666.

The goodwill has shown the following variations from the time of business acquisition to the balance carried at September 30, 2019:

Goodwill from the acquisitions at January 3, 2019	1,742
Effect of exchange differences	(109)
Goodwill at September 30, 2019 (Note 16)	1,633

### **Note 6.2. Business combinations completed during the nine-month period ended September 30, 2019**

The business combination with Ardal S.A., mentioned in the preceding paragraph, was completed during the nine-month period ended September 30, 2019. Business combinations with Cheftime and with James Delivery, started in 2018 by subsidiary Companhia Brasileira de Distribuição - CBD, are still undergoing the price allocation process. Note 6.4 discloses the fair values of identifiable assets and liabilities under such businesses acquired at acquisition date, at measurement period closing and at September 30, 2019.

### **Note 6.3. Business combinations carried out and completed during the year ended December 31, 2018**

The following business combinations were carried out and completed during the year ended December 31, 2018:

#### **Note 6.3.1. Tipsei S.A. business combination**

Seeking to expand operations in Uruguay, on June 20, 2018 subsidiary Mercados Devoto S.A. acquired 100% of the shares of Tipsei S.A., a company engaged in the food self-service business.

Acquisition price on the date of acquisition amounted to \$586 and was fully allocated to goodwill.

Goodwill was fully allocated to the Uruguay segment and is attributable to the synergies expected from the integration of the operation of stores acquired in this country.

Expenses associated with the acquisition of this company were not material.

The consolidation of Tipsei S.A. from the date of acquisition resulted in revenue from ordinary activities in amount of \$77 and did not generate any gains.

The goodwill has shown the following variations from the time of business acquisition to the balance carried at September 30, 2019:

Goodwill from the acquisitions at June 20, 2018	584
Effect of exchange differences	8
Goodwill at September 30, 2019 (Note 16)	592

### Note 6.3.2. Tedocan S.A. business combination

Seeking to expand operations in Uruguay, on July 2, 2018 subsidiary Mercados Devoto S.A. acquired 100% of the shares of Tedocan S.A., a company engaged in the food self-service business.

Acquisition price on the date of acquisition amounted to \$1,055 and was fully allocated to goodwill.

Goodwill was fully allocated to the Uruguay segment and is attributable to the synergies expected from the integration of the operation of stores acquired in this country.

Expenses associated with the acquisition of this company were not material.

The consolidation of Tedocan S.A. from the date of acquisition resulted in revenue from ordinary activities in amount of \$139 and a loss of \$4.

The goodwill has shown the following variations from the time of business acquisition to the balance carried at September 30, 2019:

Goodwill from the acquisition at July 2, 2018	1,258
Effect of exchange differences	10
Goodwill at September 30, 2019 (Note 16)	1,268

### Note 6.4. Business combinations carried out during the year ended December 31, 2018

The following business combinations were carried out during the year ended December 31, 2018:

#### Note 6.4.1. Cheftime business combination

On November 12, 2018, Companhia Brasileira de Distribuição - CBD entered a strategic association with Cheftime to allocate and sell gastronomic packages online. The agreement entitles Companhia Brasileira de Distribuição - CBD to acquire control over Cheftime. Companhia Brasileira de Distribuição - CBD paid \$680 for the purchase option to acquire 51% of interests for R\$1; the purchase option can be exercised within 18 months, renewable for a like period to the discretion of the subsidiary or imperative if certain goals are met. In addition to that amount, Companhia Brasileira de Distribuição - CBD disbursed \$340 to Cheftime as a loan convertible into one share of stock if the option is exercised.

Exercising the purchase option is a current enforceable right of Companhia Brasileira de Distribuição -CBD and requires vesting. The exercise of the option is dependent upon a contingent consideration of meeting the goals set 18 months after execution of the agreement, at the latest. Such consideration under the contract is valued in the range of R\$20 - R\$30. Company estimation is R\$20.

Pursuant to the agreement, Companhia Brasileira de Distribuição - CBD is entitled to appoint 3 of 5 members of the Board; making decisions regarding certain important administration issues requires 75% of voting rights.

The price of acquisition as well as the fair values of identifiable assets and liabilities from the business acquired at acquisition date and at the closing of the measurement period are as follows:

	Temporary fair values at November 12, 2018	Measurement period adjustments	Final fair values at November 12, 2018	Measurement period adjustments (1)	Fair values at September 30, 2019
Property, plant and equipment	587	-	587	(456)	131
Total identifiable assets	-	-	-	-	-
Total liabilities taken on	-	-	-	-	-
Net assets and liabilities measured at fair value	587	-	587	(456)	131

Goodwill arising from the operation amounts to:

	Temporary fair values at November 12, 2018	Measurement period adjustments	Final fair values at November 12, 2018	Measurement period adjustments (1)	Fair values at September 30, 2019
Consideration transferred	17,781	-	17,781	-	17,781
Less fair value of identifiable net assets	(587)	-	(587)	456	(131)
Goodwill from the acquisition	17,194	-	17,194	456	17,650

(1) Adjustments arise only from the effects of exchange differences.

Goodwill was fully allocated to the Brazil segment and is attributable to the synergies expected from the integration of the operations in this country.

No expenses associated with the acquisition of this company were incurred.

The goodwill has shown the following variations from the time of business acquisition to the balance carried at September 30, 2019:

Goodwill from the acquisitions at November 12, 2018	17,194
Effect of exchange differences	456
Goodwill at September 30, 2019 (Note 16)	17,650

#### Note 6.4.2 James Delivery business combination

On December 26, 2018, Companhia Brasileira de Distribuição - CBD executed a stock purchase-sale agreement with James Delivery to acquire 100% of the shares of stock. Consideration amounts to \$16,775 and will be paid in 2019. James Delivery offers a multi-service product order and delivery platform.

The price of acquisition as well as the fair values of identifiable assets and liabilities from the business acquired at acquisition date and at the closing of the measurement period are as follows:

	Temporary fair values at December 26, 2018	Measurement period adjustments	Final fair values at December 26, 2018	Measurement period adjustments (1)	Fair values at September 30, 2019
Property, plant and equipment	168	-	168	(1)	167
Total identifiable assets	-	-	-	-	-
Total liabilities taken on	-	-	-	-	-
Net assets and liabilities measured at fair value	168	-	168	(1)	167

Goodwill arising from the operation amounts to:

	Temporary fair values at December 26, 2018	Measurement period adjustments	Final fair values at December 26, 2018	Measurement period adjustments (1)	Fair values at September 30, 2019
Consideration transferred	16,775	-	16,775	-	16,775
Less fair value of identifiable net assets	(168)	-	(168)	1	(167)
Goodwill from the acquisition	16,607	-	16,607	1	16,608

(1) Adjustments arise only from the effects of exchange differences.

Goodwill was fully allocated to the Brazil segment and is attributable to the synergies expected from the integration of the operations in this country.

No expenses associated with the acquisition of this company were incurred.

The goodwill has shown the following variations from the time of business acquisition to the balance carried at September 30, 2019:

Goodwill from the acquisitions at December 26, 2018	16,607
Effect of exchange differences	1
Goodwill at September 30, 2019 (Note 16)	16,608

#### Note 7. Cash and cash equivalents

The balance of cash and cash equivalents is as follows:

	September 30, 2019	December 31, 2018
Cash at hand and in banks (1)	772,015	2,605,960
Fiduciary rights (2)	52,613	62,788
Term deposit certificates (3)	12,693	3,279,648
Other cash equivalents (4)	46	25,284
<b>Total cash and cash equivalents</b>	<b>837,367</b>	<b>5,973,680</b>

(1) Decrease results from the reclassification of the balance of subsidiaries Companhia Brasileira de Distribuição – CBD, Ségisor S.A. and Wilkes Participações S.A. at December 30, 2019 to non-current assets held for trading (Note 43).



(2) The balance includes:

	September 30, 2019	December 31, 2018
Fiducolumbia S.A.	28,783	50,785
Fondo de Inversión Colectiva Abierta Occirenta	10,106	5,225
Corredores Davivienda S.A.	8,643	6,545
Credicorp Capital	5,051	97
BBVA Asset S.A.	19	49
Fiduciaria Bogota S.A.	11	87
<b>Total fiduciary rights</b>	<b>52,613</b>	<b>62,788</b>

(3) At December 31, 2018 included \$3,257,389 representing fixed-term deposits of subsidiary Companhia Brasileira de Distribuição – CBD, maturing in less than 90 days as of negotiation date yielding 5.51% E.A.R. equivalent to 85.78% of the IDC - Interbanking Deposit Certificate. It also included fixed-term deposits of subsidiaries Ségisor S.A. and Wilkes Participações S.A. in amount of \$21,602. At September 30, 2019 the balances of such fixed-term deposits were reclassified to non-current assets held for trading (Note 43).

(3) The balance represents Monetary Regulation Drafts issued by the Central Bank of Uruguay and subscribed by subsidiaries Grupo Disco del Uruguay S.A. and Devoto Hermanos S.A. maturing in less than three months.

The Parent and its subsidiaries recognized yields from cash at hand and in banks and cash equivalents in amount of \$18,781 (September 30, 2018 - \$18,784), which were recorded as financial revenue as detailed in Note 32.

At September 30, 2019 and at December 31, 2018 cash and cash equivalents were not restricted or levied in any way as to limit availability thereof.

## Note 8. Trade receivables and other accounts receivable

The balance of trade receivables and other accounts receivable is as follows:

	September 30, 2019	December 31, 2018 (1)	December 31, 2018
Trade accounts receivable (Note 8.1)	250,433	657,941	657,941
Other accounts receivable (Note 8.2) (1)	127,476	477,610	477,641
<b>Total trade receivables and other accounts receivable (2)</b>	<b>377,909</b>	<b>1,135,551</b>	<b>1,135,582</b>
<b>Current (Note 8.3)</b>	<b>344,267</b>	<b>1,000,267</b>	<b>1,000,298</b>
<b>Non-current (Note 8.3)</b>	<b>33,642</b>	<b>135,284</b>	<b>135,284</b>

(1) Amounts shown include the effect of the adjustments arising from the retrospective application of IFRS 16 - Leases, adopted as of January 1, 2019. The adjustment to this account reflects the derecognition of the balance receivable of subsidiaries Grupo Disco del Uruguay S.A., Mercados Devoto S.A. and Devoto Hermanos S.A. for the commission to gain lease agreements, which should be considered when measuring the use right.

(2) Decrease results from the reclassification of the balance at September 30, 2019 of subsidiaries Companhia Brasileira de Distribuição – CBD, Ségisor S.A. and Wilkes Participações S.A. to non-current assets held for trading (Note 43).

### Note 8.1. Trade accounts receivable

The balance of trade receivables is as follows:

	September 30, 2019	December 31, 2018
Trade accounts (1)	202,172	466,563
Rentals and dealers	54,131	94,346
Sale of real-estate project inventories (2)	10,088	-
Employee funds and lending	8,301	37,963
Accounts receivable from suppliers (3)	-	84,893
Other trade receivables (4)	120	-
Impairment of receivables (Note 8.3)	(24,379)	(25,824)
<b>Trade accounts receivable</b>	<b>250,433</b>	<b>657,941</b>

(1) Includes trade receivables from customers of Companhia Brasileira de Distribuição - CBD, relevant to sales under payment terms other than financing (direct credit to consumer with intervention DCCI). It additionally includes accounts receivable of Companhia Brasileira de Distribuição - CBD from financial entities or banks, arising from sales on credit cards "Administradoras de cartões de crédito", where Companhia Brasileira de Distribuição - CBD receives cash in as much as customers pay to the bank the instalments agreed upon. Decrease represents the reclassification of the balance at September 30, 2019 to non-current assets held for trading (Note 43).

- (2) The balance receivable represents the sale of the Copacabana real-estate project.
- (3) At December 31, 2018 the balance represents accounts receivable from suppliers of Companhia Brasileira de Distribuição – CBD relevant to the suppliers' contribution arising from purchase volume, price protection and agreements defining a supplier's participation in advertising-related expenses. Decrease represents the reclassification of the balance at September 30, 2019 to non-current assets held for trading (Note 43).

#### Note 8.2. Other accounts receivable

The balance of other accounts receivable is as follows:

	September 30, 2019	December 31, 2018 (1)	December 31, 2018
Employee funds and lending	55,728	77,070	77,070
Business agreements	23,708	30,695	30,695
Taxes receivable	17,678	627	627
Money remittances	2,265	6,938	6,938
Money transfer services	1,948	572	572
Tax claims	1,360	1,360	1,360
Sale of fixed assets, intangible assets and other assets	210	42,961	42,961
Accounts receivable from insurance companies (2)	-	172,392	172,392
Accounts receivable from the sale of companies (3)	-	68,792	68,792
Other accounts receivable (1)	24,579	89,405	89,436
Impairment loss (4)	-	(13,202)	(13,202)
<b>Total other accounts receivable</b>	<b>127,476</b>	<b>477,610</b>	<b>477,641</b>

- (1) Amounts shown include the effect of the adjustments arising from the retrospective application of IFRS 16 - Leases, adopted as of January 1, 2019. The adjustment to this account reflects the derecognition of the balance receivable of subsidiaries Grupo Disco del Uruguay S.A., Mercados Devoto S.A. and Devoto Hermanos S.A. for the commission to gain lease agreements, which should be considered when measuring the use right.
- (2) At December 31, 2018 represents (a) an account receivable recorded by subsidiary Companhia Brasileira de Distribuição - CBD arising from the willingness of the insurance company to pay for the claim filed regarding the casualty occurred on December 27, 2017 at the refrigerated products distribution center located in the municipality of Osasco in amount of \$145,943 and (b) other accounts receivable from minor accidents recorded by subsidiary Companhia Brasileira de Distribuição - CBD. Decrease represents the reclassification of the balance at September 30, 2019 to non-current assets held for trading (Note 43).
- (3) At December 31, 2018 relates to accounts receivable arising from the exercise of the purchase option on certain fuel stations sold by subsidiary Companhia Brasileira de Distribuição - CBD. The amount of the account receivable is updated from a monetary point of view since the execution of the agreement on May 28, 2012, by 110% of the IDC (interbanking deposit certificate), with payment foreseen in 240 monthly instalments. Decrease represents the reclassification of the balance at September 30, 2019 to non-current assets held for trading (Note 43).
- (4) Decrease results from the reclassification of the balance at September 30, 2019 of subsidiaries Companhia Brasileira de Distribuição – CBD, Ségisor S.A. and Wilkes Participações S.A. to non-current assets held for trading (Note 43).

#### Note 8.3. Trade receivables and other accounts receivable classified as current and non-current

The balance of trade receivables and other accounts receivable classified as current and non-current is as follows:

	September 30, 2019	December 31, 2018 (1)	December 31, 2018
Trade accounts receivable	202,171	463,471	463,471
Rentals and dealers	54,131	94,346	94,346
Employee funds and lending	45,440	94,395	94,395
Business agreements	23,709	30,695	30,695
Taxes receivable	17,679	627	627
Money remittances	2,264	6,938	6,938
Money transfer services	1,948	572	572
Tax claims	1,360	1,360	1,360
Sale of property, plant and equipment, intangible assets and other assets	210	42,961	42,961
Accounts receivable from insurance companies	-	172,392	172,392
Accounts receivable from suppliers	-	84,893	84,893
Other (1)	19,734	46,643	46,674
Impairment of receivables (2)	(24,379)	(39,026)	(39,026)
<b>Total current</b>	<b>344,267</b>	<b>1,000,267</b>	<b>1,000,298</b>
	18,589	20,639	20,639

	September 30, 2019	December 31, 2018 (1)	December 31, 2018
Employee funds and lending			
Accounts receivable from the sale of companies	-	68,791	68,791
Trade accounts receivable	-	3,092	3,092
Other	15,053	42,762	42,762
<b>Total non-current</b>	<b>33,642</b>	<b>135,284</b>	<b>135,284</b>

- (1) Amounts shown include the effect of the adjustments arising from the retrospective application of IFRS 16 - Leases, adopted as of January 1, 2019. The adjustment to this account reflects the derecognition of the balance receivable of subsidiaries Grupo Disco del Uruguay S.A., Mercados Devoto S.A. and Devoto Hermanos S.A. for the commission to gain lease agreements, which should be considered when measuring the use right.
- (2) The impairment of receivables is recognized as expense in period results. However, even if impaired, the Parent and its subsidiaries are of the opinion that these balances are recoverable, given the extensive credit risk analysis on customers, including credit ratings when they are available in credit databases recognized in the market. During the nine-month period ended September 30, 2018 the net effect of the impairment of receivables in the statement of income represents a revenue of \$16,509 (\$75,508 revenue for the period ended September 30, 2018).

The development of the impairment of receivables during the period was as follows:

<b>Balance at December 31, 2018</b>	<b>39,026</b>
Recognized impairment loss	262,685
Receivables written-off	(6,654)
Reversal of impairment loss	(272,540)
Reclassifications to non-current assets held for trading	3,533
Effect of exchange difference from translation into reporting currency	(1,671)
<b>Balance at September 30, 2019</b>	<b>24,379</b>

#### Note 8.4. Trade receivables and other accounts receivable by age

The aging of trade receivables and other receivables, irrespective of impairment, is as follows:

Period	Total	Not due	Overdue			
			< 30 days	31 - 60 days	61 - 90 days	> 90 days
September 30, 2019	402,288	231,988	79,496	5,425	2,265	83,114
December 31, 2018	1,174,608	952,955	116,864	58,373	7,621	38,795

#### Note 9. Prepaid expenses

The balance of prepaid expenses is:

	September 30, 2019	December 31, 2018 (1)	December 31, 2018
Maintenance	16,475	9,750	9,750
Leases (1) (2)	16,016	39,905	98,006
Insurance	4,800	27,141	27,141
Advertising (2)	3,420	25,737	25,737
Taxes	53	243	243
Bank fees (2)	-	32,865	32,865
Public utilities	-	9,890	9,890
Licenses in use	-	1,797	1,797
Other advance payments (2)	4,638	11,312	11,312
<b>Total prepaid expenses</b>	<b>45,402</b>	<b>158,640</b>	<b>216,741</b>
<b>Current</b>	<b>35,196</b>	<b>143,889</b>	<b>156,829</b>
<b>Non-current</b>	<b>10,206</b>	<b>14,751</b>	<b>59,912</b>

- (1) Amounts shown include the effect of the adjustments arising from the retrospective application of IFRS 16 - Leases, adopted as of January 1, 2019. The adjustment to this account reflects the derecognition of advance payment by subsidiary Companhia Brasileira de Distribuição - CBD for the commission to gain lease agreements, which should be taken into consideration when measuring the use right.
- (2) Decrease results from the reclassification of the balance at September 30, 2019 of subsidiaries Companhia Brasileira de Distribuição - CBD, Ségisor S.A. and Wilkes Participações S.A. to non-current assets held for trading (Note 43).

## Note 10. Accounts receivable from and accounts payable to related parties

The balance of accounts receivable from related parties is as follows:

	Accounts receivable	
	September 30, 2019	December 31, 2018
Joint ventures (1)	89,685	58,812
Controlling entity (2)	6,455	3,907
Grupo Casino companies (3)	3,775	20,643
Associates (4)	-	76,674
<b>Total</b>	<b>99,915</b>	<b>160,036</b>
<b>Current</b>	<b>99,915</b>	<b>131,720</b>
<b>Non-current</b>	<b>-</b>	<b>28,316</b>

- (1) The balance of accounts receivable is made as follows:
- Involvement in a corporate collaboration agreement \$35,272 (December 31, 2018 - \$7,019) and reimbursement of shared expenses, collection of coupons and other items \$29,249 (December 31, 2018 - \$36,579) with Compañía de Financiamiento Tuya S.A.
  - Redemption of points in amount of \$24,642 (December 31, 2018 - \$14,804) and other services in amount of \$522 (December 31, 2018 - \$410) with Puntos Colombia S.A.S.
- (4) Relates to the balance receivable arising from the Latin America strategic direction service agreement entered with Casino Guichard-Perrachon S.A.; the balance also includes charges arising from the cost sharing agreement and bonuses receivable.
- (3) Mainly relates to the balance receivable (a) for expatriate payments from Casino Services in amount of \$7 (December 31, 2018 - \$12,487), from Distribution Casino France in amount of \$429, (December 31, 2018 - \$82) and from Casino International in amount of \$2,357 (December 31, 2018 - \$5,057); (b) for energy efficiency services received from Greenyellow Energía de Colombia S.A.S. in amount of \$19 (December 31, 2018 - \$527), and (c) for suppliers achievements with International Retail and Trade Services in amount of 713 (December 31, 2018 - \$1,271).
- (4) At December 31, 2018, the balance mainly relates to balances with Financiera Itaú CBD - FIC Promotora de Vendas Ltda., mostly charges arising from trade agreements for the promotion and sale of financial services offered by Financiera Itaú CBD - FIC Promotora de Vendas Ltda. at the stores of Companhia Brasileira de Distribuição – CBD. Decrease represents the reclassification of the balance at September 30, 2019 to non-current assets held for trading (Note 43).

The balance of accounts payable to related parties and the balance of other financial liabilities with related parties is:

	Accounts payable		Other financial liabilities	
	September 30, 2019	December 31, 2018	September 30, 2019	December 31, 2018
Controlling entity (1)	54,992	54,447	-	-
Joint ventures (2)	28,519	9,986	35,641	44,860
Grupo Casino companies (3)	9,586	146,481	-	-
Members of the Board	41	13	-	-
Associates (4)	-	25,771	-	-
<b>Total</b>	<b>93,138</b>	<b>236,698</b>	<b>35,641</b>	<b>44,860</b>

- (1) At September 30, 2019, the balance of accounts payable to the Controlling entity represents:
- (a) "Triple S" loan in US Dollars with HSBC, repaid by Grupo Casino on behalf of Libertad S.A.
  - (b) Liabilities of subsidiary Libertad S.A. related with services provided to expatriates.
  - (c) Consultancy and technical assistance services provided by Casino Guichard-Perrachon S.A. and Geant International B.V. in amount of \$461 and dividends payable in amount of \$45,683.
- At December 31, 2019, the balance of accounts payable to the Controlling entity represents:
- (a) Cost sharing agreement entered by and between Companhia Brasileira de Distribuição - CDB and Casino Guichard-Perrachon S.A. on August 10, 2014, whose purpose is the reimbursement of expenses incurred by companies of Grupo Casino and their professional staff to the benefit of this subsidiary. This agreement was authorized by the Board of Directors on July 22, 2014.
  - (b) "Agency Agreement," entered by and between Companhia Brasileira de Distribuição - CBD and Casino Guichard-Perrachon S.A. on July 25, 2016 with the purpose of regulating procurement intermediation services for the provision of goods.

- (c) "Cost Reimbursement Agreement" entered by and between Companhia Brasileira de Distribuição - CBD and Casino Guichard- Perrachon S.A. on July 25, 2016 with the purpose of regulating the reimbursement by Companhia Brasileira de Distribuição - CBD of expatriate (French associates) expenses relevant to French social contributions paid by Casino in France.
- (d) Reimbursement of expenses between Companhia Brasileira de Distribuição - CBD and Casino Guichard-Perrachon S.A. related with the provision of intermediation services for the procurement of goods.
- (e) "Triple S" loan in US Dollars with HSBC, repaid by Grupo Casino on behalf of Libertad S.A.
- (f) Liabilities of subsidiary Libertad S.A. related with services provided to expatriates.
- (g) Consultancy and technical assistance services provided by Casino Guichard-Perrachon S.A. and Geant International B.V. in amount of \$235 and dividends payable in amount of \$15,050.
- (2) The balance of accounts payable relates to:
- (-) Balance payable to Puntos Colombia S.A.S. arising from the issue of points (accumulations) in line with the change in the loyalty program implemented by the Company in amount of \$28,515 (December 31, 2018 - \$9,983);
  - Balance payable to Compañía de Financiamiento Tuya S.A. arising from intermediation fees in amount of \$4 (December 31, 2018 - \$3).
- At September 30, 2019 and at December 31, 2018 the balance of other financial liabilities represents collections received from third parties related with Tarjeta Éxito (Éxito Credit Card), owned by Compañía de Financiamiento Tuya S.A. (Note 24).
- (3) The balance mainly relates to accounts payable arising from the provision of energy efficiency solution services by Green Yellow Colombia S.A.S. and Green Yellow do Brasil Energia to the Parent and to subsidiary Companhia Brasileira de Distribuição – CBD, respectively, and to the provision by other companies of merchandise import services. The decrease represents the reclassification of the balance due to subsidiary Companhia Brasileira de Distribuição – CBD at September 30, 2019 to non-current liabilities held for trading (Note 43).
- (4) At December 31, 2018 the balance payable mainly relates to balances with Financiara Itaú CBD - FIC Promotora de Vendas Ltda., arising from credit management expenses. Decrease represents the reclassification of the balance at September 30, 2019 to non-current assets held for trading (Note 43).

## Note 11. Inventories, net and Cost of sales

### Note 11.1. Inventories, net

The net balance of net inventories is as follows:

	September 30, 2019	December 31, 2018
Inventories available for trading (1)	1,808,941	6,420,659
Inventories in transit (1)	82,316	181,338
Materials, small spares, accessories and consumable packaging (1).	5,996	23,846
Inventories of property under construction (2)	96,483	109,823
Raw materials	7,650	3,278
Production in process	724	610
Inventory impairment (3)	(15,984)	(19,158)
<b>Total inventories</b>	<b>1,986,126</b>	<b>6,720,396</b>

- (1) Decrease results from the reclassification of the balance of subsidiary Companhia Brasileira de Distribuição – CBD at September 30, 2019 to non-current assets held for trading (Note 43).
- (2) Represents the Montevideo real estate project, owned by the Parent, in amount of \$96,483 (December 31, 2018 - \$96,483). For 2018, it also included the Copacabana real estate project owned by the Parent in amount of \$8,978, sold in 2019, and the Figue real estate project, owned by subsidiary Companhia Brasileira de Distribuição – CBD in amount of \$4,362, currently under construction and intended for sale, which at September 30, 2019 was reclassified to non-current assets held for trading (Note 43).
- (3) The development of the provision during the period reported is as follows:

<b>Balance at December 31, 2018</b>	<b>19,158</b>
Reversal of impairment provisions (Note 11.2)	(4,335)
Impairment loss recognized during the period (Note 11.2)	2,558
(Decrease) in assets from the classification to non-current assets held for trading.	(678)
Effect of exchange difference from translation into reporting currency	(719)
<b>Balance at September 30, 2019</b>	<b>15,984</b>

At September 30, 2019 and at December 31, 2018 inventories are not subject to limitation or liens that restrict tradability or realization thereof, and have been duly insured against all risks.

Pursuant to Parent's and its subsidiaries' policies, inventories are valued at cost or at net realizable value (fair value less selling costs), whichever is less. Adjustments to this valuation are included in the costs of sales for the period.

#### Note 11.2. Cost of sales

The following is the information related with the cost of sales, impairment and reversals of impairment recognized in inventories:

	January 1 to September 30, 2019	January 1 to September 30, 2018 (1)	January 1 to September 30, 2018	July 1 to September 30, 2019	July 1 to September 30, 2018 (1)	July 1 to September 30, 2018
Cost of goods sold (1) (2) (3)	8,200,713	8,037,396	29,850,034	2,707,078	2,629,453	9,823,473
(Reversal) impairment loss, net (4) (5)	(1,953)	(3,135)	(5,476)	(315)	(1,302)	2,760
<b>Total cost of sales</b>	<b>8,198,760</b>	<b>8,034,261</b>	<b>29,844,558</b>	<b>2,706,763</b>	<b>2,628,151</b>	<b>9,826,233</b>

- (1) Amounts shown include the effect of the adjustments arising from the retrospective application of IFRS 16 - Leases, adopted as of January 1, 2019. The adjustment to this cost of goods sold account relates to the derecognition of fixed payments under lease agreements and the recognition of depreciation of use rights.

It also includes the reclassification of cost of sales of subsidiaries Companhia Brasileira de Distribuicao – CBD and Gemex O & W S.A.S. to net income for the period from discontinued operations.

- (2) Includes \$45,515 cost of depreciation and amortization (2018 restated - \$39,323; 2018 presented - \$46,566).
- (3) As of January 1, 2019, based on reviews to Company operations, certain items shown as administration expenses and employee benefit expenses until December 31, 2018, which are related with food preparation operating processes, are being recorded under the cost of goods sold. Such items were reclassified in the financial statements at September 30, 2018 only for comparison to the financial statements at September 30, 2019.
- (4) The circumstances that gave rise to the reversal of impairment mainly relate to logistic adaptations and optimization of the goods storage space at the distribution center, delimiting the exposure of goods at the warehouses. Also, they relate to a change in the management of physical counts (which are now managed through general inventories instead of revolving inventories), increase in post-season critical controls, assessment of critical merchandise and supplementary activities.
- (5) Does not include \$176 relevant to impairment of inventories of companies held for trading. Such effect is shown under net income for the period from discontinued operations (Note 43).

#### Note 12. Other financial assets

The balance of other financial assets is as follows:

	September 30, 2019	December 31, 2018
Financial assets measured at fair value through income (1) (2)	1,444	652,100
Derivative financial instruments designated as hedge instruments (1) (3)	1,145	75,296
Financial assets measured at amortized cost (4)	42,375	40,899
Derivative financial instruments (5)	137,048	113,541
Financial assets measured at fair value through other comprehensive income (6)	16,295	13,443
<b>Total other financial assets</b>	<b>198,307</b>	<b>895,279</b>
<b>Current</b>	<b>125,095</b>	<b>141,214</b>
<b>Non-current</b>	<b>73,212</b>	<b>754,065</b>

- (1) Decrease results from the reclassification of the balance of such assets of subsidiary Companhia Brasileira de Distribuição – CBD at September 30, 2019 to non-current assets held for trading (Note 43).
- (2) At September 30, 2019 financial assets measured at fair value through income include (a) investments of the Parent in equity securities of Fondo Valorar Futuro to manage liquidity in amount of \$1,283, which are measured at fair value based on the Fondo's unit value and (b) treasury funds in amount of \$161. Changes in fair value are recognized as revenue or expense in the statement of income.

The balance at December 31, 2018 relates to:

- (a) Balances in certain bank accounts regarding legal and tax deposits not available to subsidiary Companhia Brasileira de Distribuicao - CBD given that they are restricted to be used for payments under some legal proceedings filed against it. The balance is monthly updated using an interest rate, and the variation is recognized as revenue or expense in the statement of income.

Deposit for labor legal proceedings	388,276
Deposit for tax legal proceedings	198,831

Deposit for regulatory legal proceedings	35,228
Deposit for civil legal proceedings	28,405
<b>Total</b>	<b>650,740</b>

The balance of such deposits at September 30, 2019 was reclassified to non-current liabilities held for trading (Note 43).

- (b) Legal deposits in amount of \$159 relevant to subsidiary Libertad S.A.
- (c) Investments of the Parent in equity securities of Fondo Valorar Futuro to manage liquidity in amount of \$1,201, which are measured at fair value based on the Fondo's unit value. Changes in fair value are recognized as revenue or expense in the statement of income.
- (3) At September 30, 2019 derivative instruments designated as hedge instrument reflect swap transactions carried out by the Parent under contracts executed with financial entities, whose purpose is the exchange, at specific intervals, of the difference between the amounts of fixed and variable interest rates calculated in relation with an agreed-upon nominal principal amount, which turns variable rates into fixed rates and cash flows then may be determined in local currency. The fair values of these instruments are determined based on valuation models commonly used by market participants.

The balance relates to the following transactions:

	Nature of risk insured	Hedged item	Range of rates for hedged item	Range of rates for hedging instruments	Fair value
Swap	Interest rate	Financial liabilities	Libor USD 1M + 2.22%	9.050%	1,145

The detail of maturities of these hedge instruments at September 30, 2019 is as follows:

	Less than 1 month	From 1 to 3 months	From 3 to 6 months	From 6 to 12 months	More than 12 months	Total
Swap	-	-	-	-	1,145	1,145

At December 31, 2018 derivative financial instruments designated as hedge instruments refer to:

- (a) Derivatives designated as hedge instruments that reflect the fair value of swap contracts for 100% of liabilities denominated in US Dollars at a fixed interest rate, of Companhia Brasileira de Distribuição – CBD, exception made of DCCI (Direct consumer credit through an intermediary). The fair value is measured by exchanging such instruments at a floating IDC rate. The term of these contracts equals that of the debt, and they hedge both principal and interests. The average annual IDC rate at December 31, 2018 was 6.42%. The fair values of these instruments are determined based on valuation models commonly used by market participants.

The detail of maturities of these instruments is as follows:

	Derivative	Less than 1 month	From 1 to 3 months	From 3 to 6 months	From 6 to 12 months	More than 12 months	Total
December 31, 2018	Swap	-	-	839	37,506	36,471	74,816

- (b) Derivative instruments designated as hedge instrument reflect swap transactions carried out by the Parent under contracts executed with financial entities, whose purpose is the exchange, at specific intervals, of the difference between the amounts of fixed and variable interest rates calculated in relation with an agreed-upon nominal principal amount, which turns variable rates into fixed rates and cash flows then may be determined in local currency. The fair values of these instruments are determined based on valuation models commonly used by market participants.

The balance relates to the following transactions:

	Nature of risk insured	Hedged item	Range of rates for hedged item	Range of rates for hedging instruments	Fair value
Swap	Interest rate	Financial liabilities	IBR 3M	4.4% - 6.0%	480

The detail of maturities of these hedging instruments at December 31, 2018 is as follows:

	Less than 1 month	From 1 to 3 months	From 3 to 6 months	From 6 to 12 months	More than 12 months	Total
Swap	-	-	-	-	480	480

- (4) Financial assets measured at amortized cost mainly relate to investments in bonds issued by Compañía de Financiamiento Tuya S.A. which the Parent has the intention and capability of holding until maturity to obtain contract cash flows. Such investments are part of the Tarjeta Éxito corporate collaboration agreement. At September 30, 2019 the nominal value amounts to \$39,500 (December 31, 2018 - \$39,500) and maturities go from 5 to 8 years yielding CPI + 6%.

- (5) Derivative financial instruments reflect the fair value of forward and swap contracts to hedge the fluctuation in the exchange rates and interest rates of liabilities in foreign currency. The fair values of these instruments are estimated based on valuation models commonly applied by market participants who use variables other than prices quoted, directly or indirectly perceptible for assets or liabilities. In the statement of financial position, the Parent measures the derivative financial instruments (forward and swap) at fair value, on each accounting closing date.

The detail of maturities of these instruments at September 30, 2019 is as follows:

	Less than 1 month	From 1 to 3 months	From 3 to 6 months	From 6 to 12 months	More than 12 months	Total
Forward	13,619	26,019	30,311	34,545	32,554	137,048

The detail of maturities of these instruments at December 31, 2018 is as follows:

	Less than 1 month	From 1 to 3 months	From 3 to 6 months	From 6 to 12 months	More than 12 months	Total
Forward	21,145	13,060	4,470	-	-	38,675
Swap	-	-	22,423	24,409	28,034	74,866
	21,145	13,060	26,893	24,409	28,034	113,541

- (6) Financial assets measured at fair value through other comprehensive income are equity investments not held for trading. The detail of these investments is as follows:

	September 30, 2019	December 31, 2018
Investment in bonds	15,243	12,735
Fideicomiso El Tesoro stages 4A and 4C 448	804	448
Associated Grocers of Florida, Inc.	113	113
Central de Abastos del Caribe S.A	71	71
La Promotora S.A.	50	50
Sociedad de Acueducto, Alcantarillado y Aseo de Barranquilla S.A. E.S.P.	14	14
Carnes y Derivados de Occidente S.A.S.	-	12
<b>Total</b>	<b>16,295</b>	<b>13,443</b>

The balance of other financial assets classified as current and non-current is as follows:

	September 30, 2019	December 31, 2018
Derivative financial instruments	104,494	85,507
Financial assets measured at fair value through other comprehensive income	15,243	12,735
Financial assets measured at amortized cost	5,197	4,468
Financial assets measured at fair value through income	161	159
Derivative financial instruments designated as hedge instruments	-	38,345
<b>Total current</b>	<b>125,095</b>	<b>141,214</b>
Financial assets measured at amortized cost	37,178	36,431
Derivative financial instruments	32,554	28,034
Financial assets measured at fair value through income	1,283	651,941
Derivative financial instruments designated as hedge instruments	1,145	36,951
Financial assets measured at fair value through other comprehensive income	1,052	708
<b>Total non-current</b>	<b>73,212</b>	<b>754,065</b>

At September 30, 2019 and at December 31, 2018 no restrictions or liens have been imposed on other financial assets that limit negotiability or realization thereof, exception made of (a) the investment in bonds of Compañía de Financiamiento Tuya S.A., which were issued under a corporate collaboration agreement on Tarjeta Éxito; (b) legal and tax deposits of subsidiary Companhia Brasileira de Distribuicao - CBD intended for payment of certain legal claims filed against it and (c) legal deposits of subsidiary Libertad S.A.

None of the assets was impaired at September 30, 2019 or at December 31, 2018.



### Note 13. Property, plant and equipment, net

The net balance of property, plant and equipment is as follows:

	September 30, 2019	December 31, 2018 (1)	December 31, 2018
Land	1,024,028	2,406,067	2,406,067
Buildings (1)	1,909,910	4,131,398	4,167,695
Machinery and equipment	947,589	2,893,704	2,893,704
Furniture and fixtures	586,818	1,659,721	1,659,721
Assets under construction	157,022	213,271	213,271
Premises	117,803	845,833	845,833
Improvements to third party properties	528,019	5,452,094	5,452,094
Vehicles	17,203	21,631	21,631
Computers	232,581	813,358	813,358
Other property, plant and equipment	16,050	183,281	183,281
<b>Total property, plant and equipment</b>	<b>5,537,023</b>	<b>18,620,358</b>	<b>18,656,655</b>
Accumulated depreciation (1)	(1,622,364)	(6,299,910)	(6,319,141)
Impairment	(2,744)	(2,933)	(2,933)
<b>Total net property, plant and equipment (2)</b>	<b>3,911,915</b>	<b>12,317,515</b>	<b>12,334,581</b>

- (1) Amounts shown include the effect of the adjustments arising from the retrospective application of IFRS 16 - Leases, adopted as of January 1, 2019. The adjustment arises from the reclassification to use rights of certain assets and accumulated depreciation thereof, previously properly recognized as property, plant and equipment and related to finance leases.
- (2) In addition to the decrease arising from withdrawals or transfers to other assets, the decrease results from the reclassification of the balance of such assets of subsidiary Companhia Brasileira de Distribuição – CBD at September 30, 2019 to non-current assets held for trading (Note 43).

The development of the cost of property, plant and equipment, and depreciation thereof, during the reporting period is as follows:

Cost	Land	Buildings	Machinery and equipment	Furniture and fixtures	Assets under construction	Premises	Improvements to third party properties	Vehicles	Computers	Other property, plant and equipment	Total
<b>Balance at December 31, 2018</b>	<b>2,406,067</b>	<b>4,131,398</b>	<b>2,893,704</b>	<b>1,659,721</b>	<b>213,271</b>	<b>845,833</b>	<b>5,452,094</b>	<b>21,631</b>	<b>813,358</b>	<b>183,281</b>	<b>18,620,358</b>
Additions	61,358	143,820	171,308	79,036	592,064	49,143	335,832	616	57,732	19,951	1,510,860
Loan costs	-	5,126	577	369	7,088	234	5,263	-	288	-	18,945
Increase (decrease) from movements between property, plant and equipment accounts	-	8,105	(13,499)	10,720	(17,806)	3,132	(839)	1,884	326	-	(7,977)
Increase (decrease) from transfers from (to) other balance sheet accounts	(1,313)	32,593	72,661	34,865	(379,161)	5,126	163,834	435	8,461	(987)	(63,486)
(Disposal) of property, plant and equipment	(7,737)	(866)	(24,332)	(19,658)	(1,121)	(6,903)	(45,257)	(2,818)	(21,221)	(2,001)	(131,914)
(Derecognition) of property, plant and equipment	-	-	(3,192)	(2,512)	(6)	(333)	(7,970)	(155)	(175)	-	(14,343)
(Decrease) from transfers (to) non-current assets held for trading	(1,406,714)	(2,365,500)	(2,127,859)	(1,158,383)	(258,936)	(765,312)	(5,321,075)	(4,179)	(617,918)	(182,933)	(14,208,809)
Effect of exchange differences from translation into reporting currency	(67,262)	(92,484)	(27,434)	(22,496)	(2,230)	(13,117)	(51,114)	(1,779)	(14,781)	(1,261)	(293,958)
Other changes	-	-	(152)	-	-	-	(2,749)	-	31	-	(2,870)
Net monetary position result	39,629	47,718	5,807	5,156	3,859	-	-	1,568	6,480	-	110,217
<b>Balance at September 30, 2019</b>	<b>1,024,028</b>	<b>1,909,910</b>	<b>947,589</b>	<b>586,818</b>	<b>157,022</b>	<b>117,803</b>	<b>528,019</b>	<b>17,203</b>	<b>232,581</b>	<b>16,050</b>	<b>5,537,023</b>
<b>Accumulated depreciation</b>											
<b>Balance at December 31, 2018</b>		<b>974,100</b>	<b>1,367,120</b>	<b>894,486</b>		<b>367,573</b>	<b>1,940,685</b>	<b>15,453</b>	<b>619,894</b>	<b>120,599</b>	<b>6,299,910</b>
Depreciation expense/cost		71,830	181,163	99,725		42,160	226,617	1,778	61,122	15,752	700,147
Increase (decrease) from transfers from (to) other balance sheet accounts		1	(44)	129		118	(104)	12	(139)	(3)	(30)
Increase (decrease) from movements between property, plant and equipment accounts		(2,776)	(4,449)	3,614		(134)	(5,064)	875	(43)	-	(7,977)
(Disposal) of property, plant and equipment		(71)	(26,741)	(12,642)		(1,976)	(6,262)	(2,123)	(13,928)	(1,646)	(65,389)
Depreciation reversals		-	(2,758)	(1,952)		(268)	(4,065)	(155)	(148)	-	(9,346)
(Decrease) from transfers (to) non-current assets held for trading		(713,614)	(1,056,664)	(630,347)		(337,681)	(1,873,691)	(3,950)	(483,863)	(130,004)	(5,229,814)
Effect of exchange differences from translation into reporting currency		(25,312)	(16,650)	(15,432)		(6,292)	(19,176)	(1,189)	(11,552)	(886)	(96,489)
Other changes		280	2	-		-	-	-	9	-	291
Net monetary position result		15,428	4,331	4,151		-	-	1,245	5,906	-	31,061
<b>Balance at September 30, 2019</b>		<b>319,866</b>	<b>445,310</b>	<b>341,732</b>		<b>63,500</b>	<b>258,940</b>	<b>11,946</b>	<b>177,258</b>	<b>3,812</b>	<b>1,622,364</b>
<b>Impairment</b>											
<b>Balance at December 31, 2018</b>	-	-	-	-	-	-	<b>2,933</b>	-	-	-	<b>2,933</b>
Effect of exchange differences from translation into reporting currency	-	-	-	-	-	-	(189)	-	-	-	(189)
<b>Balance at September 30, 2019</b>	-	-	-	-	-	-	<b>2,744</b>	-	-	-	<b>2,744</b>

The rate used to determine the amount of loan costs capitalized was 6.323%, calculated with the weighted average of loan costs applicable to borrowings, outstanding at the closing of September 30, 2019.

Assets under construction are represented by those assets not ready for their intended use as expected by the Parent's and its subsidiaries' management, and on which costs directly attributable to the construction process continue to be capitalized.

The carrying amounts of property, plant and equipment under finance lease are as follows:

	September 30, 2019	December 31, 2018 (1)	December 31, 2018
Computers	-	2,362	2,362
Machinery and equipment	-	2,456	2,456
Furniture and fixtures	-	2,536	2,536
Other property, plant and equipment	11,952	12,543	12,543
Premises	-	277	277
Buildings (1)	-	-	17,066
<b>Total property, plant and equipment, net of depreciation (2)</b>	<b>11,952</b>	<b>20,174</b>	<b>37,240</b>

- (1) Amounts shown include the effect of the adjustments arising from the retrospective application of IFRS 16 - Leases, adopted as of January 1, 2019. The adjustment arises from the reclassification to use rights of certain assets and accumulated depreciation thereof, previously properly recognized as property, plant and equipment and related to finance leases.
- (2) Decrease results from the reclassification to non-current assets held for trading of the balance of such assets of subsidiary Companhia Brasileira de Distribuição – CBD at September 30, 2019 (Note 43).

The cost of property, plant and equipment does not include the balance of estimated dismantling and similar costs, since the assessment and analysis made by the Parent and its subsidiaries defined that there are no contractual or legal obligations requiring such estimation at the time of acquisition.

At December 31, 2018, Companhia Brasileira de Distribuição - CBD has assets delivered as collateral to third parties to secure lawsuits in amount of \$715,467.

Except for the above, at September 30, 2019 and at December 31, 2018, no restrictions or liens have been imposed on items of property, plant and equipment that limit realization or tradability thereof, and there are no commitments to acquire, build or develop property, plant and equipment.

During the nine-month period ended September 30, 2019 and during the year ended December 31, 2018, no compensations were received for damaged assets, and no payment acceptances by insurance companies to compensate for damaged assets were recognized.

No impairment of property, plant and equipment was recognized at September 30, 2019. At December 31, 2018, Uruguayan subsidiary Mercados Devoto S.A. recognized impairment of property, plant and equipment in amount of \$2,933.

#### Note 14. Investment property, net

The Parent's and its subsidiaries' investment properties are business premises and plots of land held to generate income from operating lease activities or future appreciation of the price thereof.

The net balance of investment properties is made as follows:

	September 30, 2019	December 31, 2018
Land	316,799	327,844
Buildings	1,449,069	1,443,356
Construction in progress	8,339	7,253
<b>Total cost of investment property</b>	<b>1,774,207</b>	<b>1,778,453</b>
Accumulated depreciation	(157,162)	(144,828)
<b>Total investment property, net (1)</b>	<b>1,617,045</b>	<b>1,633,625</b>

The development of the cost of investment property and depreciation thereof, during the reporting period, is as follows:

- (1) In addition to the decrease from disposals, the decrease results from the reclassification of the balance of such assets of subsidiary Companhia Brasileira de Distribuição – CBD at September 30, 2019 to non-current assets held for trading (Note 43).

Cost	Land	Buildings	Constructions in progress	Total
<b>Balance at December 31, 2018</b>	<b>327,844</b>	<b>1,443,356</b>	<b>7,253</b>	<b>1,778,453</b>
Additions	-	40,503	1,112	41,615
Transfer to non-current assets held for trading	(5,302)	(20,318)		(25,620)
Disposals	-	(1,859)	-	(1,859)
Effect of exchange differences on translation into reporting currency	(11,404)	(77,116)	(205)	(88,725)
Net monetary position result	5,661	64,503	179	70,343
<b>Balance at September 30, 2019</b>	<b>316,799</b>	<b>1,449,069</b>	<b>8,339</b>	<b>1,774,207</b>
<b>Accumulated depreciation</b>		<b>Buildings</b>		
<b>Balance at December 31, 2018</b>		<b>144,828</b>		
Depreciation expense		23,926		
(Decrease) from transfers (to) non-current assets held for trading		(8,582)		
Effect of exchange differences on translation into reporting currency		(14,836)		
Net monetary position result		11,826		
<b>Balance at September 30, 2019</b>		<b>157,162</b>		

(1) The rate used to determine the amount of loan costs capitalized was 6.415%, calculated with the weighted average of loan costs applicable to borrowings, outstanding at the closing of September 30, 2019.

At September 30, 2019 and at December 31, 2018 there are no limitations or liens imposed on investment property that restrict realization or tradability thereof.

At September 30, 2019 and at December 31, 2018, the Parent and its subsidiaries are not committed to acquire, build or develop investment property or to repair, maintain or improve such property, other than existing constructions. Also, they have not received compensations from third parties arising from the damage or loss of investment property, nor has they recognized impairment losses.

Note 37 discloses the fair values of investment property, based on the appraisal carried out by an independent third party.

#### Note 15. Use rights, net

The Parent and its subsidiaries started to apply IFRS 16 - Leases as of January 1, 2019. As mentioned in the financial statements at the closing of December 31, 2018, this standards requires recognizing a use right-related asset and a lease liability.

The Parent and its subsidiaries elected to apply the standard retrospectively, as if it had been applied from the start date of all lease agreements, to disclose comparable effects for each reporting period.

The balance of use rights, net, is as follows:

	September 30, 2019	December 31, 2018
Use rights	2,221,073	7,500,216
<b>Total use rights</b>	<b>2,221,073</b>	<b>7,500,216</b>
Accumulated depreciation	(1,078,931)	(2,358,816)
<b>Total use rights, net (1)</b>	<b>1,142,142</b>	<b>5,141,400</b>

(1) In addition to the decrease from disposals, the decrease results from the reclassification of the balance of such assets of subsidiary Companhia Brasileira de Distribuição – CBD at September 30, 2019 to non-current assets held for trading (Note 43).

The development of the cost of use rights and depreciation thereof, during the reporting period, is as follows:

Cost	
<b>Balance at December 31, 2018</b>	<b>7,500,216</b>
Increase from creations	278,090
Increase from new measurements	255,326
Derecognition	(89,591)
Disposals	6
Increase in assets from the classification to non-current assets held for trading.	(5,665,654)
Effect of exchange differences on translation into reporting currency	(57,320)
<b>Balance at September 30, 2019</b>	<b>2,221,073</b>

#### Accumulated depreciation

<b>Balance at December 31, 2018</b>	<b>2,358,816</b>
Depreciation cost and expense	528,954
Derecognition	(56,942)
Decrease in assets from the classification to non-current assets held for trading.	(1,734,678)
Effect of exchange differences on translation into reporting currency	(17,109)
Other changes	(110)
<b>Balance at September 30, 2019</b>	<b>1,078,931</b>

#### Note 16. Goodwill

The balance of goodwill is as follows:

	<b>September 30, 2019</b>	<b>December 31, 2018</b>
Spice Investment Mercosur S.A. (1)	1,375,623	1,448,468
Carulla Vivero S.A. (2)	827,420	827,420
Súper Inter (3)	453,649	453,649
Libertad S.A. (4)	169,426	177,285
Cafam (5)	122,219	122,219
Companhia Brasileira de Distribuição – CBD (6)	-	2,357,021
Other (7)	50,806	50,806
<b>Total goodwill</b>	<b>2,999,143</b>	<b>5,436,868</b>

(1) The balance includes:

- The business combination accomplished by the Parent in 2011 for the acquisition of Uruguayan Spice Investments Mercosur S.A. in amount of \$287,844 (December 31, 2018 - \$287,844). The value is the cost attributable in the opening balance sheet in exercise of the exemption of not to restate business combinations.
- Goodwill recognized by Spice Investments Mercosur S.A. in the acquisition of its subsidiaries in Uruguay, pursuant to options offered by IFRS 1 in amount of \$243,265 (December 31, 2018 - \$259,944).
- Goodwill from the business combination carried out by the Parent with Grupo Disco del Uruguay S.A. resulting from the acquisition of control at January 1, 2015 in amount of \$837,452 (December 31, 2018 - \$894,874).
- Goodwill from the business combination carried out by Mercados Devoto S.A. to acquire Sumelar S.A. in 2016 in amount of \$1,126 (December 31, 2018 - \$1,203).
- Goodwill from the business combination carried out in 2016 and completed in 2017 by Mercados Devoto S.A. to acquire 5 Hermanos Ltda. in amount of \$2,443 (December 31, 2018 - \$2,614).
- Goodwill from the business combination carried out and completed in 2018 by Mercados Devoto S.A. to acquire TipseL S.A. in amount of \$592 (December 31, 2018 - \$633).
- Goodwill from the business combination carried out and completed in 2018 by Mercados Devoto S.A. to acquire Tedocan S.A. in amount of \$1,268 (December 31, 2018 - \$1,356).
- Goodwill from the business combination carried out and completed in 2018 by Mercados Devoto S.A. to acquire Tedocan S.A. in amount of \$1,633 (December 31, 2018 - \$-).

(2) Relates to goodwill from the business combination with Carulla Vivero S.A. carried out in 2007. The amount was determined in the opening statement of financial position using the deemed cost option, pursuant to the exemption of IFRS 1 of not to restate business combinations.

(3) Includes \$179,412 from the acquisition of 19 Súper Inter business establishments carried out in September 2014; \$264,027 from the acquisition of 29 Súper Inter business establishments carried out in April 2015; and \$10,210 from the acquisition of 7 business establishments carried out between February 23, 2015 and June 24, 2015.

(4) Refers to goodwill generated from the business combination completed in August 2015 for the acquisition of the operations of Libertad S.A. in Argentina, through the Spanish company Onper Investments 2015 S.L.

(5) Refers to the agreement executed on February 23, 2015, to acquire Cafam stores that had been operated by the Company since 2010. Business establishments acquired were subsequently turned into Éxito, Carulla and Surtimax stores. For impairment testing purposes, as of December 31, 2015 such goodwill was allocated to Éxito \$80,134, to Carulla \$29,075 and to Surtimax \$13,010.

(6) Refers to goodwill from the business combination completed in August 2015 for the acquisition of the operations of Companhia Brasileira de Distribuição - CBD in Brazil, through the Spanish company Onper Investments 2015 S.L. It also includes goodwill from the business combinations completed in 2018 by Companhia Brasileira de Distribuição - CBD with Cheftime and James Delivery. Decrease represents the reclassification of the balance at September 30, 2019 to non-current assets held for trading (Note 43).

(7) The balance includes:

- Minor acquisitions of other business establishments that were subsequently turned into Éxito, Carulla and Surtimax stores. For impairment testing purposes, as of December 31, 2015 such goodwill was allocated to Éxito \$10,540, to Surtimax \$28,566 and to Súper Inter \$10,683.
- Goodwill from the business combination with Gemex O&W S.A.S. in amount of \$1,017.

The following was the development of goodwill during the nine-month period ended September 30, 2018:

<b>Balance at December 31, 2018</b>	<b>5,436,868</b>
Goodwill from business combinations	1,633
Transfer to non-current assets held for trading	(2,353,856)
Other reclassifications	(2,917)
Effect of exchange differences on translation into reporting currency	(128,518)
Net monetary position result	45,933
<b>Balance at September 30, 2019</b>	<b>2,999,143</b>

Goodwill has indefinite useful life on the grounds of the Parent's and its subsidiaries' considerations thereon, and consequently it is not amortized.

Goodwill was not impaired at September 30, 2019 and at December 31, 2018.

#### Note 17. Intangible assets other than goodwill, net

The net balance of intangible assets other than goodwill is made as follows:

	September 30, 2019	December 31, 2018 (2)	December 31, 2018
Trademarks (1) (2)	225,445	3,237,799	3,237,799
Computer software (1) (2)	158,756	1,331,389	1,460,509
Rights (1) (2) (4)	27,033	1,315,083	1,861,168
Customer-related intangible assets (1) (5)	-	32,711	32,711
Other	84	84	84
<b>Total cost of intangible assets other than goodwill</b>	<b>411,318</b>	<b>5,917,066</b>	<b>6,592,271</b>
Accumulated amortization (1) (2)	(110,358)	(717,265)	(825,095)
<b>Total intangible assets other than goodwill, net</b>	<b>300,960</b>	<b>5,199,801</b>	<b>5,767,176</b>

(1) Decrease results from the reclassification of the balance of such assets of subsidiary Companhia Brasileira de Distribuição – CBD at September 30, 2019 to non-current assets held for trading (Note 43).

The development of intangible assets other than goodwill during the reporting year is as follows:

Cost	Trademarks (3)	Computer software	Rights (4)	Customer-related intangible assets (5)	Other	Total
<b>Balance at December 31, 2018</b>	<b>3,237,799</b>	<b>1,331,389</b>	<b>1,315,083</b>	<b>32,711</b>	<b>84</b>	<b>5,917,066</b>
Additions	-	186,166	20,013	-	-	206,179
Effect of exchange differences on translation into the reporting currency	(43,413)	(10,172)	(9,597)	(242)	(20)	(63,444)
Net monetary position result	12,060	-	13	-	17	12,090
Transfers	2,517	63,466	1,251	-	-	67,234
Transfer to non-current assets held for trading	(2,983,519)	(1,350,319)	(1,299,730)	(32,469)	-	(5,666,037)
Disposals and derecognition	-	(62,367)	-	-	-	(62,367)
Other changes	1	593	-	-	3	597
<b>Balance at September 30, 2019</b>	<b>225,445</b>	<b>158,756</b>	<b>27,033</b>	<b>-</b>	<b>84</b>	<b>411,318</b>

Accrued amortization	Trademarks (3)	Computer software	Rights (4)	Customer-related intangible assets (5)	Other	Total
<b>Balance at December 31, 2018</b>	-	<b>703,556</b>	<b>34</b>	<b>13,630</b>	<b>45</b>	<b>717,265</b>
Amortization expense/cost	-	92,564	846	3,048	283	96,741
Transfers	-	(34)	-	-	-	(34)
Effect of exchange differences on translation into the reporting currency	-	(5,495)	(12)	(105)	(13)	(5,625)
Net monetary position result	-	-	12	-	1	13
Transfer to non-current assets held for trading	-	(623,760)	(843)	(16,573)	-	(641,176)
Disposals and derecognition	-	(56,685)	-	-	-	(56,685)
Other changes	-	139	-	-	(280)	(141)
<b>Balance at September 30, 2019</b>	-	<b>110,285</b>	<b>37</b>	-	<b>36</b>	<b>110,358</b>

(2) Amounts shown include the effect of the adjustments arising from the retrospective application of IFRS 16 - Leases, adopted as of January 1, 2019. The adjustment to these accounts arises from the classification as use rights of intangible assets other than goodwill and accumulated depreciation thereof, accumulated at Companhia Brasileira de Distribuição - CBD and representing costs required to gain lease contracts which should have been taken into account when measuring the use right. In addition, it also arises from the classification as use rights of certain computer software and amortization thereof at Companhia Brasileira de Distribuição - CBD.

(3) The balance relates to the following trademarks:

Operating segment	Banner	Useful life	September 30, 2019	December 31, 2018
Food	Extra (a)	Indefinite	-	1,504,724
Food	Pão de Açúcar (a)	Indefinite	-	873,981
Food	Assaí (a)	Indefinite	-	624,568
Uruguay	Miscellaneous (b)	Indefinite	99,357	106,170
Argentina	Libertad (c)	Indefinite	44,957	47,225
Surtimax-Súper Inter	Surtimax (d)	Indefinite	17,427	17,427
Surtimax-Súper Inter	Súper Inter (e)	Indefinite	63,704	63,704
			<b>225,445</b>	<b>3,237,799</b>

(a) Refers to trademarks of subsidiary Companhia Brasileira de Distribuição – CBD. These trademarks were registered during 2016 as result of the progress and further completion of the Purchase Price Allocation process as part of the acquisition of control over such subsidiary. Decrease represents the reclassification of the balance at September 30, 2019 to non-current assets held for trading (Note 43).

(b) Refers to trademarks of Grupo Disco del Uruguay S.A.

(c) Relates to trademarks of subsidiary Libertad S.A. These trademarks were registered during 2016 as result of the progress and further completion of the Purchase Price Allocation process as part of the acquisition of control over such subsidiary.

(d) Trademark received upon the merger with Carulla Vivero S.A.

(e) Trademark acquired under the business combination carried out with Comercializadora Giraldo Gómez y Cía S.A.

Such trademarks have indefinite useful lives on the grounds of the Parent's and its subsidiaries' considerations thereon, and consequently they are not amortized.

(4) At September 30, 2019, the balance represents the following rights:

a) Rights of Libertad S.A. in amount of \$47.

(c) Contracts executed by the Parent in December 2017 in amount of \$2,226, December 2016 in amount of \$11,522 and September 2016 in amount of \$13,238 for the acquisition of rights to exploit commercial premises.

At December 31, 2018, the balance represents the following rights:

a) \$1,834,132 (December 31, 2018 - restated \$1,288,047) of Companhia Brasileira de Distribuição - CBD, in the food segment, relevant to trade rights acquired as trade usage of paying a "premium" to obtain a rental contract in commercially attractive places.

b) Rights of Libertad S.A. in amount of \$50.

- (c) Contracts executed by the Parent in December 2017 in amount of \$2,226, December 2016 in amount of \$11,522 and September 2016 in amount of \$13,238 for the acquisition of rights to exploit commercial premises.

Such rights have indefinite useful lives on the grounds of the Parent's and its subsidiaries' considerations thereon, and consequently they are not amortized.

- (5) Relates to non-contract relations with customers, an intangible recognized by subsidiary Companhia Brasileira de Distribuição – CBD, which is amortized over an average of 9 years.

At September 30, 2019 and at December 31, 2018, intangible assets other than goodwill are not limited or subject to lien that would restrict realization or tradability thereof. In addition, there are no commitments to acquire or develop intangible assets other than goodwill.

None of the intangible assets other than goodwill were impaired at September 30, 2019 and at December 31, 2018.

#### Note 18. Investments accounted for using the equity method

The balance of investments accounted for using the equity method is made as follows:

Company	Classification	September 30, 2019	December 31, 2018 (1)	December 31, 2018
Compañía de Financiamiento Tuya S.A.	Joint venture	215,778	203,704	203,704
Cnova N.V. (1) (2)	Associate	9,222	425,935	435,574
Financiera Itau CBD - FIC Promotora de Vendas Ltda. (2)	Associate	-	169,161	169,161
Puntos Colombia S.A.S. (3)	Joint venture	-	5,600	5,600
<b>Total investments accounted for using the equity method</b>		<b>225,000</b>	<b>804,400</b>	<b>814,039</b>

- (1) Amounts shown include the effect of the adjustments arising from the retrospective application of IFRS 16 - Leases, adopted as of January 1, 2019. The adjustment to this account relates to the recognition of the effect of applying this IFRS on the investment balance as shown in the associate's shareholders equity.
- (2) Decrease represents the reclassification of the balance at September 30, 2019 to non-current assets held for trading (Note 43).
- (3) Recurring losses from this investment have decreased to zero \$-. The amount of additional losses is carried under other provisions (Note 21).

#### Note 19. Financial liabilities

The balance of financial liabilities is as follows:

	September 30, 2019	December 31, 2018 (1)	December 31, 2018
Bank loans (2) (3)	1,388,975	1,845,638	1,845,638
Put option (4)	407,109	435,023	435,023
Finance Leases (1)	4,008	3,839	32,924
Letters of credit	12,554	6,616	6,615
<b>Total current financial liabilities</b>	<b>1,812,646</b>	<b>2,291,116</b>	<b>2,320,200</b>
Bank loans (2) (3)	2,799,522	4,624,057	4,624,056
Finance Leases (1)	7,552	9,497	108,050
<b>Total non-current financial liabilities</b>	<b>2,807,074</b>	<b>4,633,554</b>	<b>4,732,106</b>

- (1) Amounts shown include the effect of the adjustments arising from the retrospective application of IFRS 16 - Leases, adopted as of January 1, 2019. The adjustment to these accounts relates to the reclassification of finance leases to lease liabilities regarding certain contracts on assets that were properly recorded as finance leases.
- (2) In August 2015, the Parent entered into credit agreements with local banks in amount of \$3.25 trillion and with foreign banks in amount of \$1.21 trillion (USD 400 million at the exchange rate of \$3,027.20 Colombian pesos) for the acquisition of the operations in Brazil and Argentina through the Spanish company Onper Investment 2015 S.L. Such credits are measured at amortized cost using the effective interest method, where transaction costs are included in amount of \$14,332.

Under both agreements, the Parent is committed to request approval from the banks if it requires to carry out the following transactions: encumber assets, enter into extraordinary agreements with any affiliated company, incur additional debt wherever the result is breach of the credit agreement and/or without prior authorization from creditors; creditors shall automatically grant authorization if the occurrence index is complied with, measured using the latest financial statements released by the Parent, among other.



During January 2016 and April 2016, the Parent requested disbursements in amount of \$400,000 and \$100,000, respectively, against the revolving trench under the credit agreement executed in July 2015. The revolving credit in amount of \$500,000 with a term of two years, and the revolving cash credit with a term of one year, were restructured in August 2016.

\$97,495 of the balance of non-current bank loans were repaid by the Parent in August 2016; \$55,000 and \$500,000 of current loans were repaid in November 2016 and December 2016, respectively.

In February 2017 the Parent obtained a loan in amount of \$530,000; in March 2017, \$70,000; in April 2017, \$158,380; in May 2017, \$79,216; and in September \$120,000.

In June 2017 Distribuidora de Textiles y Confecciones S.A.S. obtained a loan from Bancolombia in amount of \$60,000 at a rate of IBR 3 months + 2.0% quarterly in arrears, with a term of 5 years and 24-month grace period for repayment of principal.

In February 2017 and in August 2017, the Parent repaid \$194,990 (\$97,495 each month) of the outstanding balance of non-current bank loans; in June 2017 repaid \$200,000; in August 2017 repaid \$50,000; in October 2017 repaid \$120,000; in November 2017 repaid \$100,000 and in December 2017 repaid \$150,000 of current bank loans (syndicated revolving credit).

On December 22, 2017 the Parent obtained a new syndicated revolving credit in amount of USD 450 million, maturing in December 2020. These resources allowed paying in advance the US Dollar syndicated credit outstanding at that date in the same amount, maturing in December 2018. Also, the peso revolving syndicated credit in amount of \$500,000 was restructured to extend maturity from August 2018 to August 2020; all other contract conditions remain unchanged. The Parent's debt level after the above two transactions does not vary; however, the average term of the debt goes from 2.2 years to 2.9 years, optimizing the Parent's future payment outflows.

The Parent requested disbursements in amount of \$120,000, \$350,000 and \$30,000 during January, February and May 2018, respectively, against the syndicated revolving credit.

\$97,495, \$73,015, \$97,495 and \$73,015 of the non-current bank loan balance were repaid by the Parent in February, June, August and December 2018, respectively.

\$120,000 and \$380,000 of the balance of syndicated revolving loans were repaid by the Parent in July and August 2018, respectively.

The balance at December 31, 2018 also includes short-term loans in amount of \$794,904 and long-term loans in amount of \$361,492 acquired by Companhia Brasileira de Distribuição - CBD, and long-term loans acquired by subsidiary Segisor S.A. in amount of \$1,476,494).

It also includes \$182,848 received on December 21, 2018 by subsidiary Companhia Brasileira de Distribuição - CBD under the contract commitment to sell 3.86% of the interests in the equity of Via Varejo S.A. through a total return swap transaction. Through this transaction, amounts received are subject to further adjustment from the subsequent resale of the shares in the market during the contract term. Exposure of the subsidiary to the variation in the market value of underlying assets prevents shares from being deleted from accounting records at December 31, 2018.

During February and March 2019, the Parent requested disbursements in amount of \$70,000 and \$30,000, respectively, against the revolving trench under the credit agreement executed on December 21, 2018. The Parent requested disbursements in amount of \$50,000, \$160,000, \$100,000 and \$120,000 during February, April, June and August 2019, respectively, against the syndicated revolving credit.

During February and August 2019, respectively, the Parent repaid \$97,495 and \$97,495 of the non-current bank loan balance and \$84,540 of the US Dollar bilateral current loan balance. \$156,355 of the current bank loan balance were repaid in June 2019.

In April 2019, the Parent extended the revolving credit to April 29, 2021, in amount of \$158,380.

In June 2019, the Parent repaid \$156,355 of the current bank loan balance

- (3) Decrease results from the reclassification to non-current liabilities held for trading of the balance of such liabilities of subsidiary Companhia Brasileira de Distribuição – CBD at September 30, 2019 (Note 43).
- (4) Spice Investments Mercosur S.A. is a party to the put option contract entered with the owners of non-controlling interests in subsidiary Grupo Disco del Uruguay S.A. The exercise price of the option is based on a previously determined formula and the option may be exercised at any time. The option is measured at fair value.

Below is a detail of annual maturities of outstanding non-current bank loans and finance leases outstanding at September 30, 2019, discounted at present value:

Year	Total
2020	2,090,095
2021	254,320
2022	177,672
>2023	284,987
	<b>2,807,074</b>

## Note 20. Employee benefits

The balance of employee benefits is as follows:

	September 30, 2019	December 31, 2018
Defined benefit plans	23,639	29,441
Long-term benefit plan	2,045	1,896
<b>Total employee benefits</b>	<b>25,684</b>	<b>31,337</b>
<b>Current</b>	<b>4,187</b>	<b>3,657</b>
<b>Non-current</b>	<b>21,497</b>	<b>27,680</b>

## Note 21. Other provisions

The balance of other provisions is made as follows:

	September 30, 2019	December 31, 2018
Legal proceedings (1)	13,689	357,052
Taxes other than income tax (2)	8,961	1,945,660
Restructuring (3)	13,031	9,296
Other (4)	2,973	55,637
<b>Total other provisions</b>	<b>38,654</b>	<b>2,367,645</b>
<b>Current (Note 21.1)</b>	<b>18,933</b>	<b>36,997</b>
<b>Non-current (Note 21.1)</b>	<b>19,721</b>	<b>2,330,648</b>

At September 30, 2019 and at December 31, 2018 the Parent and its subsidiaries did not recognize provisions under contracts for consideration.

The detail of provisions is as follows:

- (1) Provisions for lawsuits are recognized to cover estimated potential losses arising from lawsuits brought against the Parent and its subsidiaries, related with labor, civil, administrative and regulatory matters, which are assessed based on the best estimation of cash outflows required to settle a liability on the date of preparation of the financial statements. The balance is made of \$11,047 (December 31, 2018 - \$255,095) for labor legal proceedings; \$2,642 (December 31, 2018 - \$79,011) for civil legal proceedings and \$- (December 31, 2018 - \$22,946) for administrative and regulatory legal proceedings.

Provisions for labor proceedings include:

- Lawsuits filed against the Parent related with collective issues in amount of \$40 (December 31, 2018 - \$30), indemnifications in amount of \$2,125 (December 31, 2018 - \$2,524), salary and mandatory payment adjustments in amount of \$175 (December 31, 2018 - \$160), health and retirement pension issues in amount of \$5,770 (December 31, 2018 - \$5,135) and labor relations and solidarity issues in amount of \$2,201 (December 31, 2018 - \$2,200).
- Lawsuits filed against subsidiary Companhia Brasileira de Distribuição - CBD and its subsidiaries amounting to \$- (December 31, 2018 - \$244,392), which are updated in line with a table provided by the TST ('Tribunal Superior do Trabalho') plus 1% monthly interest.
- Lawsuits filed against subsidiary Libertad S.A. in amount of \$239 (December 31, 2018 - \$112).
- Lawsuits filed against Spice Investment Mercosur S.A. and its subsidiaries \$407 (December 31, 2018 - \$491).
- Lawsuits filed against Colombian subsidiaries in amount of \$90 (December 31, 2018 - \$51).

Provisions for civil legal proceedings include:

- Lawsuits filed against the Parent in cases related with third party liability in amount of \$476 (December 31, 2018 - \$1,145), real estate-related proceedings \$426 (December 31, 2018 - \$557), premises condition-related proceedings \$253 (December 31, 2018 - \$87), metrology and technical regulations \$171 (December 31, 2018 - \$112), customer protection \$10 (December 31, 2018 - \$873) and other minor legal proceedings in amount of \$1,023 (December 31, 2018 - \$948).
- Lawsuits filed against subsidiary Companhia Brasileira de Distribuição - CBD and its subsidiaries \$- (December 31, 2018 - \$74,832). This balance includes certain legal actions seeking the revision of contracts and renewals on lease instalments agreed upon. A provision is recognized for the difference between amounts paid and amounts disputed by the counterparty in the legal action, when in the opinion of in-house and external counsels there is a probability of adjustment to the instalments paid. At September 30, 2019, the provisions to protect against such legal actions amounted to \$- (December 31, 2018 - \$41,099) for which there are no legal deposits covering said amount; should there be such deposits, they are recognized as other financial assets.
- Lawsuits filed against Spice Investment Mercosur S.A. and its subsidiaries \$10 (December 31, 2018 - \$210).
- Lawsuits filed against Colombian subsidiaries in amount of \$273 (December 31, 2018 - \$247).

Provisions for administrative and regulatory proceedings relate to lawsuits of subsidiary Companhia Brasileira de Distribuição - CBD, including certain proceedings on the grounds of fines applied by regulatory agencies of which the most relevant are those of Brazilian consumer protection agencies PROCONS, INMETRO and local Mayor's offices. At September 30, 2019, such provision amounted to \$- (December 31, 2018 - \$22,946).

Decrease results from the reclassification to non-current liabilities held for trading of the balance of such liabilities of subsidiary Companhia Brasileira de Distribuição - CBD at September 30, 2019 (Note 43).

- (2) Provisions for taxes other than income tax include \$- (December 31, 2018 - \$1,934,825) relevant to tax legal proceedings of Companhia Brasileira de Distribuição - CBD and its subsidiaries, which are subject to monthly monetary adjustment at index rates used by each tax authority; \$7,540 (December 31, 2018 - \$8,632) for tax legal proceedings of the Parent; and \$1,421 (December 31, 2018 - \$2,203) for other proceedings of subsidiary Libertad S.A.

Decrease results from the reclassification to non-current liabilities held for trading of the balance of such liabilities of subsidiary Companhia Brasileira de Distribuição – CBD at September 30, 2019 (Note 43).

- (a) Parent's legal proceedings refer to:
- Industry and trade tax in amount of \$2,217 (December 31, 2018 - \$2,217).
  - Real estate tax-related proceedings in amount of \$1,296 (December 31, 2018 - \$2,926).
  - Value added tax-related proceedings in amount of \$3,772 (December 31, 2018 - \$3,234).
  - VAT payable on beer-related proceedings in amount of \$255 (December 31, 2018 - \$255).
- (b) At December 31, 2018 the most relevant tax lawsuits of Companhia Brasileira de Distribuição CBD and its subsidiaries include:
- Social contribution for the funding of social security - COFINS and social integration program - PIS: Under the non-cumulative system to calculate PIS and COFINS, a request was filed claiming right to exclude the value of the Impuesto a la Circulación de Mercaderías y Servicios - ICMS (Tax on the Movement of Goods and Services) from the basis to assess these two contributions and other less relevant matters. The value of the provision at December 31, 2018 is \$72,133.
  - Tax on the circulation of goods and services (ICMS): By means of a ruling dated October 16, 2014, the Higher Federal Court (STF) defined that ICMS taxpayers who trade basic basket products are not entitled to fully apply the credits arising from such tax; consequently, with the support of external advisors, it was deemed appropriate to recognize a provision in amount of \$77,165.
  - Complementary Law No. 110/2001: The right of not to recognize the contributions set forth in Complementary Law No. 110/2001, established to support the costs of the Fundo de Garantia do Tempo de Serviço (FGTS) is being discussed through judicial action. The value of the provision at December 31, 2018 is \$73,810.
  - Other provisions relate to the following proceedings, in amount of \$285,176:
    - (i) Investigation regarding the failure to apply the Fator Acidentário de Prevenção (FAP) for 2011;
    - (ii) Investigations related with procurement from suppliers deemed disqualified from the registry with Secretaria da Fazenda Estadual, mistake in application of aliquot and ancillary obligations by state tax authorities;
    - (iii) Undue credit.
  - Provisions for taxes other than income tax in amount of \$1,240,748, relevant to the adjustment arising from the purchase price allocation process of subsidiaries Companhia Brasileira de Distribuição - CBD and Libertad S.A. Provisions recognized relate to proceedings associated with the following taxes:
    - Tax on the Movement of Goods and Services - ICMS in amount of \$1,078,939);
    - (ii) Social Contribution for the Funding of Social Security - COFINS in amount of \$69,108;
    - (iii) Tax on industrial products - IPI in amount of \$63,277);
    - (iv) Brazilian tax on real estate property - IPTU in amount of \$28,902, and
    - (vi) Other in amount of \$522.

- (3) The restructuring provision relates to the reorganization processes announced to Parent's employees of stores and distribution centers in amount of \$12,356 (December 31, 2018 - \$911), to the employees of Colombian subsidiaries in amount of \$675 (December 31, 2018 - \$4) and to the employees of subsidiary Companhia Brasileira de Distribuição CBD in amount of \$- (December 31, 2018 - \$8,381) that will have an effect on the Parent's and its subsidiaries' activities and operations. The provision is based on cash outflows required, directly associated with the restructuring plan. Disbursement and plan implementation are expected to be completed during 2019. The restructuring provision was recognized in period results as other expenses.

Decrease results from the reclassification to non-current liabilities held for trading of the balance of such liabilities of subsidiary Companhia Brasileira de Distribuição – CBD at September 30, 2019 (Note 43).

- (4) The balance of other provisions represents:
- (a) Provisions recognized in amount of \$308 (December 31, 2018 - \$47,636) as a result of the Purchase Price Allocation process of subsidiaries Companhia Brasileira de Distribuição - CBD and Libertad S.A., covering external counsel fees related with the defense of tax proceedings, whose compensation is tied to a success fee upon the legal closing thereof. Such percentages may vary, in accordance with qualitative and quantitative factors of each proceeding.

Decrease results from the reclassification to non-current liabilities held for trading of the balance of such liabilities of subsidiary Companhia Brasileira de Distribuição – CBD at September 30, 2019 (Note 43).

- (b) Provision to protect against reduction of goods "VMI" at the Parent in amount of \$760 (December 31, 2018 - \$2,237).
- (c) Other minor provisions recorded in Colombian subsidiaries in amount of \$521 (December 31, 2018 - \$332).
- (d) Closing down of Parent stores in amount of \$119 (December 31, 2018 - \$5,432).

- (e) Parent liability in amount of \$1,265 booked to recognize further losses from the Puntos Colombia S.A. joint venture, which exceed the value of the investment therein held by the Parent. In compliance with legal regulations in force, Company Management decided to recognize cash outflows likely required to settle the liabilities of this venture.

Balances and development of other provisions during the period are as follows:

	Legal proceedings Legal proceedings	Taxes other than income tax	Restructuring	Other	Total
<b>Balance at December 31, 2018</b>	<b>357,052</b>	<b>1,945,660</b>	<b>9,296</b>	<b>55,637</b>	<b>2,367,645</b>
Increase	459,136	87,677	41,493	5,115	593,421
Uses	(196)	-	-	(88)	(284)
Payments	(327,722)	(5,789)	(24,264)	(8,870)	(366,645)
Reversals (not used)	(214,610)	(203,302)	(9,050)	(10,968)	(437,930)
Increase from value updating based on the passage of time	63,027	13,600	-	-	76,627
Effect of exchange differences on translation into reporting currency	(2,629)	(14,994)	(56)	(396)	(18,075)
Increase from classification to non-current assets held for trading	(320,369)	(1,813,891)	(4,388)	(37,457)	(2,176,105)
<b>Balance at September 30, 2019</b>	<b>13,689</b>	<b>8,961</b>	<b>13,031</b>	<b>2,973</b>	<b>38,654</b>

#### Note 21.1. Other provisions classified as current and non-current

The balance of other provisions, classified as current and non-current is as follows:

	September 30, 2019	December 31, 2018
Legal proceedings	3,102	4,518
Restructuring	13,031	9,296
Taxes other than income tax	1,092	974
Other	1,708	22,209
<b>Total other current provisions</b>	<b>18,933</b>	<b>36,997</b>
Taxes other than income tax	7,869	1,944,686
Legal proceedings	10,587	352,534
Other	1,265	33,428
<b>Total other non-current provisions</b>	<b>19,721</b>	<b>2,330,648</b>

#### Note 21.2. Forecasted payments of other provisions

Forecasted payments of other provisions for which the Parent and its subsidiaries are responsible at September 30, 2018 are:

	Legal proceedings	Taxes other than income tax	Restructuring	Other	Total
Less than 12 months	3,102	1,092	13,031	1,708	18,933
From 1 to 5 years	10,587	7,869	-	1,265	19,721
5 years and more	-	-	-	-	-
<b>Total estimated payments</b>	<b>13,689</b>	<b>8,961</b>	<b>13,031</b>	<b>2,973</b>	<b>38,654</b>

#### Note 22. Lease liabilities and Trade accounts payable and other accounts payable

##### Note 22.1 Lease liabilities

The Parent and its subsidiaries started to apply IFRS 16 - Leases as of January 1, 2019. As mentioned in the financial statements at the closing of December 31, 2018, this standards requires recognizing a use right-related asset and a lease liability.

The Parent and its subsidiaries elected to apply the standard retrospectively, as if it had been applied from the start date of all lease agreements, to disclose comparable effects for each reporting period.

The balance of lease liabilities is as follows:

	September 30, 2019	December 31, 2018
Lease liabilities (1)	1,383,099	5,435,708
<b>Current</b>	<b>189,080</b>	<b>858,349</b>
<b>Non-current</b>	<b>1,194,019</b>	<b>4,577,359</b>

- (1) Decrease results from the reclassification to non-current liabilities held for trading of the balance of such liabilities of subsidiary Companhia Brasileira de Distribuição – CBD at September 30, 2019 (Note 43).

#### Note 22.2 Trade payables and other accounts payable

The balance of trade payables and other accounts payable is as follows:

	September 30, 2019	December 31, 2018 (1)	December 31, 2018
Suppliers (1) (2)	2,568,679	11,165,524	11,262,261
Employee benefits (2)	236,802	819,985	819,985
Costs and expenses payable (2)	271,193	449,734	449,734
Dividends payable (2)	39,654	54,781	54,781
Tax withholdings payable	154,325	67,831	67,831
Purchase of assets (2)	55,261	212,719	212,719
Taxes collected payable (2)	39,877	54,078	54,078
Acquisition of companies (2)	-	33,550	33,550
Other (1) (2)	27,735	258,872	271,769
<b>Total current trade payables and other accounts payable</b>	<b>3,393,526</b>	<b>13,117,074</b>	<b>13,226,708</b>
Other (2)	117	40,720	40,720
<b>Total non-current trade payables and other accounts payable</b>	<b>117</b>	<b>40,720</b>	<b>40,720</b>

- (1) Amounts shown include the effect of the adjustments arising from the retrospective application of IFRS 16 - Leases, adopted as of January 1, 2019. Adjustment to these accounts arises from the reclassification to lease liabilities of fixed-payment liabilities under lease agreements.
- (2) Decrease results from the reclassification to non-current liabilities held for trading of the balance of such liabilities of subsidiary Companhia Brasileira de Distribuição – CBD at September 30, 2019 (Note 43).

#### Note 23. Income tax

##### Note 23.1. Tax regulations applicable to the Parent and to its Colombian subsidiaries

Income tax regulations in force applicable to the Parent and its Colombian subsidiaries:

- a. The income tax rate for legal entities is 33% for 2019, 32% for taxable 2020, 31% for taxable 2021 and 30% from taxable 2022 onwards.
- For 2018 the income tax rate applicable was 33%.
- The income tax surcharge levied on domestic companies was eliminated for 2019.
- For 2018, the income tax surcharge for domestic companies was 4% applicable on taxable profits higher than \$800.
- b. The taxable base to assess the income tax under the presumptive income model is 1.5% of the net equity held on the last day of the immediately preceding taxable period for 2019 and 2020, and 0% as of taxable 2021.
- For 2018, the taxable base to assess the income tax under the presumptive income model was 3.5% of the net equity held on the last day of the preceding taxable period.
- c. Comprehensive inflation adjustments were eliminated for tax purposes as of 2007, and the tax on occasional gains was reinstated at a current rate of 10%, payable by legal entities on total occasional gains obtained during the taxable year.

- d. A tax on dividends paid to individuals resident in Colombia was established as of 2019 at a rate of 15%, triggered when the amount distributed is higher than 300 UVT (\$10 for 2019) when such dividends have been taxed upon the distributing companies. For domestic companies, non-resident individuals and foreign companies, the tax rate is 7.5% when such dividends have been taxed upon the distributing companies. When the earnings that give rise to dividends have not been taxed upon the distributing company, the tax rate applicable to shareholders is 33% for 2019, 32% for 2020, 31% for 2021 and 30% as of 2022.

During 2018, a tax on dividends paid to individuals resident in Colombia was levied at a rate of 5% triggered when the amount distributed was between 600 UVT (\$20 for 2018) and 1000 UVT (\$33 for 2018) and 10% on higher amounts when such dividends have been taxed upon the distributing companies. For non-resident individuals and foreign companies, the tax rate is 5% when such dividends have been taxed upon the distributing companies. When the earnings that give rise to dividends have not been taxed upon the distributing company, the tax rate applicable to shareholders will be 35%.

- e. As of 2017 the tax base adopted is the accounting system pursuant to the accounting technical rules framework in force in Colombia, set forth by Law 1314 of 2009 in line with the International Financial Reporting Standards (IFRS) officially translated and authorized by the International Accounting Standards Board (IASB), regulated in Colombia by Regulatory Decree 2450 of 2015, "Single Regulatory Decree on accounting, financial reporting and information assurance standards", amended on December 23, 2015 by Regulatory Decree 2496, on December 22, 2016 by Regulatory Decree 2131 and on December 22, 2017 by Regulatory Decree 2170, and updated on December 28, 2018 by Regulatory Decree 2483 with certain exceptions regarding the realization of revenue, recognition of costs and expenses and the accounting effects of the opening balance upon adoption of these standards.
- f. The tax on financial transactions is a permanent tax. 50% of this tax is tax-deductible.
- g. Taxes, levies and contributions actually paid during the taxable year or period are 100% deductible as of 2019, if they are related with the company's economic activity including fees paid to business associations.
- h. 50% of the industry and trade tax can be taken as a tax discount for taxable 2019 to 2021. 100% can be taken as a tax discount as of 2022.
- i. Regarding contributions to employee education, payments meeting the following conditions shall be deductible as of 2019: (a) devoted for scholarships and education forgivable loans to the benefit of employees, (b) payments to programs or care centers for the children of employees and (c) payments to primary, secondary, technical, technological and higher education institutions.
- j. VAT on the acquisition, formation, construction or import of productive real fixed assets may be discounted from the income tax as of 2019.
- k. As of 2019, the income withholding tax on payments abroad is 20% on consultancy services, technical services, technical assistance, professional fees, royalties, leases and compensations, and 33% for management or administration services.
- l. As of 2019, taxes paid abroad shall be deemed tax discounts during the taxable year of payment, or during any subsequent taxable period.
- m. The annual adjustment applicable at December 31, 2018 to the cost of movable assets and real estate deemed fixed assets is 4.07%.

#### Tax credits of the Parent and its Colombian subsidiaries

Pursuant to tax regulations in force as of 2017, the time limit to offset tax losses is 12 years following the year in which the loss was incurred.

Excess presumptive income over ordinary income obtained as of taxable 2007 may be offset against ordinary net income assessed within the following five (5) years.

Company losses are not transferrable to shareholders. In no event tax losses arising from revenue other than income and occasional gains, and from costs and deductions not directly related with the generation of taxable income, will be offset against the taxpayer's net income.

Pursuant to sections 188 and 189 of the Tax Code, at September 30, 2018 the Parent and its subsidiaries Almacenes Éxito Inversiones S.A.S. and Servicios S.A.S. assessed their income tax liability using the presumptive income method.

Pursuant to sections 188 and 189 of the Tax Code, at September 30, 2019 subsidiaries Éxito Industrias S.A.S., Logística, Transporte y Servicios Asociados S.A.S., and Éxito Viajes y Turismo S.A.S. assessed their income tax liability using the ordinary income method.

(a) Tax credits of the Parent

At September 30, 2019 the Parent has accrued \$491,323 ((December 31, 2018 - \$445,924) excess presumptive income over net income.

The development of the Parent's excess presumptive income over net income during de nine-month period ended September 30, 2019 is as follows:

<b>Balance at December 31, 2018</b>	<b>445,924</b>
Excess presumptive income generated during the period	46,062
Adjustment to excess presumptive income for previous periods	(663)
<b>Balance at September 30, 2019</b>	<b>491,323</b>

At September 30, 2019, the Parent has accrued tax losses amounting to \$638,713 (December 31, 2018 - \$624,344).

The development of tax losses at the Parent during the nine-month period ended September 30, 2019 is as follows:

<b>Balance at December 31, 2018</b>	<b>624,344</b>
Offsetting against taxable income generated during the period	(275)
Adjustment to tax losses from prior periods	14,644
<b>Balance at September 30, 2019</b>	<b>638,713</b>

(b) Tax credits of Colombian subsidiaries

At September 30, 2019, the Colombian subsidiaries have accrued \$87 (December 31, 2018 - \$4,681) of excess presumptive income over net income.

The detail of excess presumptive income over net income is as follows:

	<b>September 30, 2019</b>	<b>December 31, 2018</b>
Éxito Industrias S.A.S.	-	4,663
Almacenes Éxito Inversiones S.A.S.	87	18
<b>Total</b>	<b>87</b>	<b>4,681</b>

The development of the excess presumptive income over net income of Colombian subsidiaries during de nine-month period ended September 30, 2019 is as follows:

<b>Balance at December 31, 2018</b>	<b>4,681</b>
Almacenes Éxito Inversiones S.A.S.	69
Éxito Industrias S.A.S.	(4,663)
<b>Balance at September 30, 2019</b>	<b>87</b>

At September 30, 2019, Colombian subsidiaries have accrued tax losses amounting to \$68,231 (December 31, 2018 - \$58,185). The detail of tax losses is as follows:

	<b>September 30, 2019</b>	<b>December 31, 2018</b>
Éxito Industrias S.A.S.	39,406	36,508
Gemex O&W S.A.S.	28,270	21,677
Almacenes Éxito Inversiones S.A.S.	515	-
Marketplace Internacional Éxito y Servicios S.A.S.	40	-
<b>Total</b>	<b>68,231</b>	<b>58,185</b>

The development of tax losses at Colombian subsidiaries during the nine-month period ended September 30, 2019 is as follows:

<b>Balance at December 31, 2018</b>	<b>58,185</b>
Gemex O&W S.A.S.	6,593
Éxito Industrias S.A.S. (a)	2,898
Almacenes Éxito Inversiones S.A.S.	515
Marketplace Internacional Éxito y Servicios S.A.S.	40
<b>Balance at September 30, 2019</b>	<b>68,231</b>

(a) Represent new tax losses in amount of \$44,430, less offsetting for (\$1,532).

Closing of tax returns

As of 2017, the general term to close tax returns is 3 years, and 6 years for taxpayers required to report transfer pricing information. Tax returns where tax losses are assessed will be closed in 12 years and those including offsetting of tax losses will be closed in 6 years.

For the Parent, the income tax returns for 2018 and 2017 showing tax losses and a balance receivable are open for review during 12 years as of filing of the balance receivable; the income tax return for 2016 where tax losses and a balance receivable were assessed is open for review during 12 years as of filing of the balance receivable; the income tax for equality CREE return for 2016 where a balance receivable was assessed is open for review during 12 years as of filing of the balance receivable.

For subsidiary Éxito Industrias S.A.S., the income tax returns for 2018 and 2017 are open for review during 6 years; the income tax return for 2016 where tax losses and a balance receivable were assessed is open for review during 12 years as of filing of the balance receivable; the income tax for equality CREE return for 2016 where tax losses and a balance receivable were assessed is open for review during 12 years as of filing of the balance receivable; the income tax returns for 2014 and 2015 and the tax for equality CREE returns for 2014 and 2015 where tax losses and a balance receivable were assessed, are open for review during 5 years as of filing of the balance receivable.

For subsidiary Almacenes Éxito Inversiones S.A.S., the income tax returns for 2018 and 2017 showing a balance receivable are open for review for 3 years as of filing of the balance receivable; the income tax return for 2016 showing a balance receivable is open for review for 3 years as of filing of the balance receivable; the income tax return for 2015 where tax losses and a balance receivable were assessed is open for review for 5 years as of filing of the balance receivable; the income tax for equality CREE return for 2016 showing a balance receivable is open for review for 3 years as of filing of the balance receivable; the income tax for equality CREE return for 2015 showing a balance receivable is open for review for 5 years as of filing of the balance receivable.

For subsidiary Gemex O&W S.A.S., the income tax returns for 2018 and 2017 where tax losses and a balance receivable were assessed is open for review during 12 years as of filing of the balance receivable; income tax return for 2016 where tax losses and a balance receivable were assessed is open for review during 12 years as of filing of the balance receivable; income tax returns and income tax for equality CREE returns for 2014 and 2015 are open for review during 5 years as of filing date; the income tax for equality CREE returns for 2016 are open for review during 12 years as of filing of the balance receivable.

For subsidiary Éxito Inversiones S.A.S., the income tax returns for 2018 and 2017 where tax losses were offset and resulted in a balance receivable are open for review for 6 years as of filing of the balance receivable; the income tax return for 2016 where tax losses and a balance receivable were assessed is open for review for 12 years as of filing of the balance receivable; the income tax return for 2015 where tax losses and a balance receivable were assessed is open for review for 5 years as of filing of the balance receivable; the income tax for equality CREE return for 2016 showing a balance receivable is open for review for 12 years as of filing of the balance receivable; the income tax for equality CREE return for 2015 showing a balance receivable is open for review for 5 years as of filing of the balance receivable.

For subsidiary Éxito Viajes y Turismo S.A.S., the income tax returns for 2018 and 2017 are open for review during 3 years as of filing date; the income tax return for 2016 where tax losses were offset is open for review during 6 years as of filing date; the income tax returns and income tax for equality CREE returns for 2014 and 2015 are open for review during 5 years as of filing date.

For subsidiary Depósitos y Soluciones Logísticas S.A.S., the income tax review for 2018 is open for review during 3 years as of filing date.

Tax advisors and management of the Parent and its subsidiaries are of the opinion that no additional taxes will be assessed, other than those for which a provision has been recorded at September 30, 2019.

#### Transfer pricing

Parent transactions with its controlling entity and foreign related parties have been carried out in accordance with the arm's length principle as if they were independent parties, as required by Transfer Pricing provisions set out by domestic tax regulations. Independent advisors updated the transfer pricing survey as required by tax regulations, aimed at demonstrating that transactions with foreign related parties were carried out at market values during 2018. For this purpose, the Parent filed an information statement and has the mentioned survey available as of July 11, 2019.

#### Foreign controlled entities

Under the special regime applicable to foreign subsidiaries that are investment vehicles, as of 2017 the standard sets out that passive revenue obtained by such vehicles must be included in the year of accrual and not in the year of effective distribution of profits.



**Note 23.2. Tax regulations applicable to foreign subsidiaries**

Tax regulations in force applicable to foreign subsidiaries foresee the following income tax rates:

- Subsidiaries domiciled in Uruguay apply a 25% rate;
- Certain subsidiaries domiciled in Brazil apply a 25% rate and other subsidiaries apply a 34% rate, and
- Subsidiaries domiciled in Argentina apply a 35% rate.

**Note 23.3. Current tax assets and liabilities**

The balances of current tax assets and liabilities recognized in the statement of financial position are:

Current tax assets

	September 30, 2019	December 31, 2018
Income tax balance receivable by Parent and its Colombian subsidiaries (1)	281,772	154,686
Tax discounts applied by the Parent and its Colombian subsidiaries	40,977	-
Industry and trade tax advances and withholdings of Parent and its Colombian subsidiaries	37,550	23,375
Other current tax assets of subsidiary Spice Investment Mercosur S.A.	25,931	29,913
Tax discounts of Parent from taxes paid abroad	6,753	285
Current income tax assets of subsidiary Onper Investment 2015 S.L. (2)	5,361	-
Other current tax assets of subsidiary Onper Investment 2015 S.L. (3)	434	4,613
Income tax advances of Colombian subsidiaries	22	-
Other current tax assets of subsidiary Onper Investment 2015 S.L. (4)	-	507,351
Current income tax assets of subsidiary Spice Investments Mercosur S.A. (5)	-	4,067
<b>Total current tax assets</b>	<b>398,800</b>	<b>724,290</b>

(1) The income tax balance receivable of Parent and its Colombian subsidiaries is comprised of:

	September 30, 2019	December 31, 2018
Income tax withholdings (a)	300,554	219,186
Less income tax (expense) (Note 23.4)	(20,574)	(64,500)
Income tax payable from previous year	1,792	-
<b>Total income tax balance receivable</b>	<b>281,772</b>	<b>154,686</b>

(a) Includes the net of income tax payable and balances receivable and taxes withheld applicable to the Parent's and its Colombian subsidiaries' income tax.

(2) The balance of current income tax of subsidiary Onper Investment 2015 S.L., related with subsidiaries of the Argentina segment, is comprised of:

	September 30, 2019
Current income tax assets	5,960
Current income tax liabilities	(599)
<b>Total</b>	<b>5,361</b>

(3) Balance of other current taxes of subsidiary Onper Investment 2015 S.L., related with subsidiaries of the Argentina segment.

(4) Balance of other current taxes of subsidiary Onper Investment 2015 S.L., related with subsidiaries of the Brazil segment. Decrease represents the reclassification of the balance at September 30, 2019 to non-current assets held for trading (Note 43).

(5) The balance of current income tax assets of subsidiary Spice Investments Mercosur S.A. is comprised of:

	December 31, 2018
Current income tax assets	5,532
Current income tax liabilities	(1,465)
<b>Total</b>	<b>4,067</b>

Current tax liabilities

	<b>September 30, 2019</b>	<b>December 31, 2018</b>
Industry and trade tax payable of the Parent and its Colombian subsidiaries	43,227	53,023
Income tax of subsidiary Spice Investments Mercosur S.A. (1)	7,791	-
Taxes of subsidiary Onper Investment 2015 S.L. other than income tax (2)	2,392	6,131
Taxes of subsidiary Onper Investment 2015 S.L. other than income tax (3)	-	204,847
Income tax payable of certain Colombian subsidiaries	1,792	-
Taxes of subsidiary Spice Investments Mercosur S.A. other than income tax	776	648
Tax on real estate of the Parent and its Colombian subsidiaries	146	1,530
Income tax of subsidiary Onper Investment 2015 S.L. (4)	-	32,520
<b>Total current tax liabilities</b>	<b>56,124</b>	<b>298,699</b>

- (1) The balance of current income tax liabilities of subsidiary Spice Investments Mercosur S.A. is comprised of:

	<b>September 30, 2019</b>
Current income tax assets	26,766
Current income tax liabilities	(34,557)
<b>Total</b>	<b>(7,791)</b>

- (2) Balance of taxes of subsidiary Onper Investment 2015 S.L., related with subsidiaries of the Argentina segment.
- (3) Balance of taxes of subsidiary Onper Investment 2015 S.L., related with subsidiaries of the Brazil segment. Decrease represents the reclassification of the balance at September 30, 2019 to non-current assets held for trading (Note 43).
- (4) Balance of current income tax liabilities of subsidiary Onper Investment 2015 S.L. related with subsidiaries of the Brazil segment. Decrease represents the reclassification of the balance at September 30, 2019 to non-current assets held for trading (Note 43). The balance is comprised of:

	<b>December 31, 2018</b>
Current income tax liabilities	(106,835)
Current income tax assets	74,315
<b>Total</b>	<b>32,520</b>

#### Note 23.4. Income tax

The reconciliation of accounting income to taxable (loss), and the tax expense estimation are as follows:

	January 1 to September 30, 2019	January 1 to September 30, 2018 (1)	January 1 to September 30, 2018	July 1 to September 30, 2019	July 1 to September 30, 2018 (1)	July 1 to September 30, 2018	December 31, 2018
<b>Earnings before income tax</b>	<b>33,264</b>	<b>6,802</b>	<b>837,019</b>	<b>17,619</b>	<b>4,633</b>	<b>188,169</b>	<b>1,570,473</b>
<b>Add</b>							
Non-deductible taxes	31,690	20	20	11,198	-	-	427
IFRS adjustments with no tax effects (1) (2)	21,866	(270,918)	(303,733)	52,738	(45,193)	(182,592)	(309,805)
Non-deductible expenses	17,731	32,727	32,727	5,838	10,316	10,316	46,616
Tax on financial transactions	6,107	7,249	7,249	1,667	2,561	2,561	8,270
Fines, penalties and litigation	3,722	808	808	2,060	151	151	1,611
Receivables written-off	2,382	324	324	232	-39	-39	5,381
Taxes taken on and revaluation	1,527	4,218	4,218	623	402	402	50,488
Net income - recovery of depreciation of fixed assets sold	36	5	5	36	5	5	27,794
Non-deductible inventory losses	38	513	513	(55)	66	66	315
Reimbursement of deduction of income-generating fixed assets from the sale of assets	-	-	-	-	-	-	33,798
Selling price of fixed assets held less than two years	-	-	-	-	(24)	(24)	25,147
<b>Less</b>							
Effect of accounting results of foreign subsidiaries (1)	(76,732)	26,646	(770,756)	(13,507)	(39,722)	(85,859)	(1,304,642)
Goodwill tax deduction, in addition to the accounting deduction	(17,874)	(15,263)	(15,263)	(5,958)	(5,088)	(5,088)	(20,351)
Recovery of provisions	(4,294)	-	-	1,584	-	-	(239)
Tax-exempt dividends received from subsidiaries	(3,987)	(27,870)	(27,870)	(2,487)	(7,771)	(7,771)	(27,870)
Additional 30% deduction on salaries paid to apprentices hired at Company will	(1,304)	-	-	(435)	-	-	(1,739)
Disabled employee deduction	(1,249)	(334)	(334)	(416)	(112)	(112)	(445)
Donation to food banks	(564)	-	-	(564)	-	-	-
Derecognition of gain from the sale of fixed assets reported as occasional gain	(40)	(13)	(13)	(40)	(13)	(13)	(26,585)
Revenue from loss insurance compensation	-	(1,389)	(1,389)	-	(758)	(758)	-
Impairment of receivables	-	(1,561)	(1,561)	-	(1,387)	(1,387)	-
(Recovery) of receivables	-	-	-	-	-	-	-
Cost of sales of fixed assets held less than two years	-	-	-	-	-	-	(77,140)
<b>Net income (loss)</b>	<b>12,319</b>	<b>(238,036)</b>	<b>(238,036)</b>	<b>70,133</b>	<b>(81,973)</b>	<b>(81,973)</b>	<b>1,504</b>
Offsetting of tax losses and excess presumptive income	(1,807)	(5,425)	(5,425)	(1,690)	(4,103)	(4,103)	(16,089)
<b>Total net (loss) income after offsetting</b>	<b>10,512</b>	<b>(243,461)</b>	<b>(243,461)</b>	<b>68,443</b>	<b>(86,076)</b>	<b>(86,076)</b>	<b>(14,585)</b>
<b>Current period presumptive income of the Parent and of certain Colombian subsidiaries</b>	<b>46,081</b>	<b>115,626</b>	<b>115,626</b>	<b>15,360</b>	<b>36,830</b>	<b>36,830</b>	<b>148,743</b>
<b>Net current period income of certain Colombian subsidiaries</b>	<b>17,061</b>	<b>11,420</b>	<b>11,420</b>	<b>5,851</b>	<b>6,514</b>	<b>6,514</b>	<b>17,147</b>
<b>Net taxable income</b>	<b>63,142</b>	<b>127,046</b>	<b>127,046</b>	<b>21,211</b>	<b>43,344</b>	<b>43,344</b>	<b>165,890</b>
Income tax rate	33%	33%	33%	33%	33%	33%	33%
<b>Subtotal income tax (expense)</b>	<b>(20,837)</b>	<b>(41,925)</b>	<b>(41,925)</b>	<b>(7,000)</b>	<b>(14,303)</b>	<b>(14,303)</b>	<b>(54,744)</b>
Occasional gains tax (expense)	-	-	-	-	-	-	(3,625)
Income tax surcharge	-	(4,966)	(4,966)	-	(1,702)	(1,702)	(6,504)
Tax discounts	263	170	170	102	108	108	373
<b>Total current income tax (expense)</b>	<b>(20,574)</b>	<b>(46,721)</b>	<b>(46,721)</b>	<b>(6,898)</b>	<b>(15,897)</b>	<b>(15,897)</b>	<b>(64,500)</b>
<b>Tax revenue prior year</b>	<b>(237)</b>	<b>2,294</b>	<b>2,294</b>	<b>-</b>	<b>-</b>	<b>-</b>	<b>2,286</b>
<b>Total income tax (expense) of the Parent and its Colombian subsidiaries</b>	<b>(20,811)</b>	<b>(44,427)</b>	<b>(44,427)</b>	<b>(6,898)</b>	<b>(15,897)</b>	<b>(15,897)</b>	<b>(62,214)</b>
<b>Total current tax (expense) of foreign subsidiaries</b>	<b>(38,459)</b>	<b>(35,611)</b>	<b>(225,091)</b>	<b>(14,187)</b>	<b>(14,986)</b>	<b>(112,641)</b>	<b>(319,224)</b>
<b>Total current income tax (expense)</b>	<b>(59,270)</b>	<b>(80,038)</b>	<b>(269,518)</b>	<b>(21,085)</b>	<b>(30,883)</b>	<b>(128,538)</b>	<b>(381,438)</b>

(1) Amounts shown include the effect of the adjustments arising from the retrospective application of IFRS 16 - Leases, adopted as of January 1, 2019. The adjustment to the "Effect of accounting results of foreign subsidiaries" account arises from the recognition of the effect of the application of this IFRS on the results of subsidiaries. And the effect on the "IFRS adjustments with no tax effects" account is explained under (2) below in this Note 23.4.

(2) IFRS adjustments with no tax effects are:

	January 1 to September 30, 2019	January 1 to September 30, 2018 (a)	January 1 to September 30, 2018	July 1 to September 30, 2019	July 1 to September 30, 2018 (a)	July 1 to September 30, 2018	December 31, 2018
Net results using the equity method	(116,508)	(260,172)	(260,172)	(53,066)	(167,288)	(167,288)	(396,749)
Non-accounting costs for tax purposes	(30,133)	(26,556)	(26,556)	(477)	(15,292)	(15,293)	(17,215)
Higher accounting depreciation over depreciation for tax purposes	(27,220)	(36,274)	(36,274)	(8,186)	(12,733)	(12,733)	(44,545)
Recovery of provisions	(25,238)	(47,869)	(47,869)	(14,736)	(10,415)	(10,415)	(383)
Excess personnel expenses for tax purposes over accounting personnel expenses	(24,008)	(30,718)	(30,718)	(14,335)	(6,736)	(6,736)	(34,900)
Non-deductible taxes	(406)	(3,051)	(3,051)	(164)	(176)	(176)	3
Non-deductible fines and penalties	(15)	-	-	-	-	-	-
Exchange difference, net	55,053	(40,895)	(40,895)	44,874	(15,297)	(15,297)	36,980
Other accounting expenses with no tax effects (a)	49,138	32,815	-	41,678	137,398	-	-
Taxed dividends of subsidiaries	45,519	29	29	45,519	-	-	93,558
Taxed leases	38,170	50,360	50,360	(9,512)	14,830	14,830	77,528
Accounting provisions	37,076	44,876	44,876	11,777	17,586	17,586	66
Other accounting (not for tax purposes) (revenue), net	15,282	17,238	17,238	5,957	4,312	4,312	(26,436)
Untaxed dividends of subsidiaries	3,987	27,739	27,739	2,487	7,770	7,770	-
Taxed actuarial estimation	1,169	1,560	1,560	922	848	848	2,288
<b>Total</b>	<b>21,866</b>	<b>(270,918)</b>	<b>(303,733)</b>	<b>52,738</b>	<b>(45,193)</b>	<b>(182,592)</b>	<b>(309,805)</b>

(a) Amounts shown include the effect of the adjustments arising from the retrospective application of IFRS 16 - Leases, adopted as of January 1, 2019. The adjustment to this account results from the tax effect from the non-deductibility of depreciation of use rights and the financial cost of lease liabilities.

The components of the income tax expense recognized in the statement of income are:

	January 1 to September 30, 2019	January 1 to September 30, 2018 (1)	January 1 to September 30, 2018	July 1 to September 30, 2019	July 1 to September 30, 2018 (1)	July 1 to September 30, 2018
Current income tax (expense)	(59,270)	(80,038)	(269,518)	(21,085)	(30,883)	(128,538)
Deferred income tax revenue (Note 23.5) (1)	51,469	139,176	84,152	20,154	24,894	61,469
<b>Total income tax (expense)</b>	<b>(7,801)</b>	<b>59,138</b>	<b>(185,366)</b>	<b>(931)</b>	<b>(5,989)</b>	<b>(67,069)</b>

(1) Amounts shown include the effect of the adjustments arising from the retrospective application of IFRS 16 - Leases, adopted as of January 1, 2019.

A detail of the current tax expense of foreign subsidiaries is as follows:

	January 1 to September 30, 2019	January 1 to September 30, 2018	July 1 to September 30, 2019	July 1 to September 30, 2018
Uruguay	(38,450)	(33,988)	(10,331)	(11,064)
Argentina	(9)	(1,623)	(3,856)	(3,922)
<b>Total current tax (expense)</b>	<b>(38,459)</b>	<b>(35,611)</b>	<b>(14,187)</b>	<b>(14,986)</b>

The estimation of the presumptive income of the Parent and of certain Colombian subsidiaries is as follows:

	January 1 to September 30, 2019	January 1 to September 30, 2018	July 1 to September 30, 2019	July 1 to September 30, 2018	December 31, 2018
Net shareholders' equities	3,151,829	3,367,808	1,050,610	1,073,661	4,334,744
Less net shareholders' equities to be excluded	(79,763)	(64,819)	(26,588)	(21,605)	(85,766)
<b>Base shareholders' equities</b>	<b>3,072,066</b>	<b>3,302,989</b>	<b>1,024,022</b>	<b>1,052,056</b>	<b>4,248,978</b>
<b>Presumptive income</b>	<b>46,081</b>	<b>115,605</b>	<b>15,360</b>	<b>36,823</b>	<b>148,714</b>
Add: Taxed dividends	-	21	-	7	29
<b>Total presumptive income</b>	<b>46,081</b>	<b>115,626</b>	<b>15,360</b>	<b>36,830</b>	<b>148,743</b>

### Note 23.5 Deferred tax

The Parent and its subsidiaries recognize deferred taxes receivable or payable, arising from temporary differences representing a lower or higher payment of the current year income tax, estimated at expected recovery rates, provided there is reasonable expectation that such differences will revert in future. Should there be any deferred tax asset, an analysis will be made of whether the Parent and its subsidiaries will generate enough taxable income in future that allow offsetting the asset, in full or in part.

Deferred taxes recognized in the statement of financial position relate to the following items:

	September 30, 2019		December 31, 2018 (1)		December 31, 2018	
	Deferred tax assets	Deferred tax liabilities	Deferred tax assets	Deferred tax liabilities	Deferred tax assets	Deferred tax liabilities
Colombia segment	151,467	-	107,997	-	41,518	-
Uruguay segment	24,875	-	25,994	-	25,994	-
Argentina segment	-	(112,824)	-	(117,218)	-	(117,218)
Brazil segment (2)	-	-	-	(1,292,639)	-	(1,315,973)
<b>Total</b>	<b>176,342</b>	<b>(112,824)</b>	<b>133,991</b>	<b>(1,409,857)</b>	<b>67,512</b>	<b>(1,433,191)</b>

The breakdown of deferred tax assets and liabilities for the three geographical segments (four in 2018) in which the Parent and its subsidiaries operations are grouped is as follows:

	September 30, 2019		December 31, 2018 (1)		December 31, 2018	
	Deferred tax assets	Deferred tax liabilities	Deferred tax assets	Deferred tax liabilities	Deferred tax assets	Deferred tax liabilities
Lease liabilities (1)	465,446	-	474,641	-	-	-
Tax losses	201,213	-	196,376	-	196,376	-
Excess presumptive income	154,780	-	140,258	-	140,258	-
Financial liabilities	81,564	-	46,168	-	46,168	-
Tax credits	66,535	-	56,282	-	56,282	-
Other provisions	16,663	-	14,896	-	14,896	-
Inventories	4,674	-	5,360	-	5,360	-
Prepaid expenses	3,198	-	3,681	-	3,681	-
Trade and other receivables	2,635	-	4,113	-	4,113	-
Employee benefit provisions	1,992	-	3,642	-	3,642	-
Other financial liabilities	1,510	-	2,850	-	2,850	-
Accounts payable to related parties	199	-	8,196	-	8,196	-
Investments in subsidiaries and joint ventures	154	-	-	(60,657)	-	(60,657)
Other non-financial assets	-	-	-	(20)	-	(20)
Other non-financial liabilities	-	(459)	3,386	-	3,386	-
Non-current assets held for trading	-	(555)	-	(555)	-	(555)
Accounts receivable from related parties	-	(666)	-	(523)	-	(523)
Construction in progress	-	(4,414)	-	(915)	-	(915)
Trade and other payables	-	(4,461)	-	(1,209)	-	(1,209)
Land	-	(7,070)	-	(9,623)	-	(9,623)
Intangible assets other than goodwill	-	(10,223)	-	(7,654)	-	(7,654)
Real estate projects	-	(11,697)	-	(12,457)	-	(12,457)
Other property, plant and equipment	-	(25,110)	-	(26,512)	-	(26,512)
Investment property	-	(34,722)	-	(8,561)	-	(8,561)
Other financial assets	-	(45,260)	-	(37,331)	-	(37,331)
Buildings	-	(120,648)	-	(91,758)	-	(91,758)
Goodwill	-	(186,789)	-	(185,781)	-	(185,781)
Use rights (1)	-	(397,010)	-	(409,357)	-	-
<b>Total Parent</b>	<b>1,000,563</b>	<b>(849,084)</b>	<b>959,849</b>	<b>(852,913)</b>	<b>485,208</b>	<b>(443,556)</b>
<b>Colombian subsidiaries (1)</b>	<b>28,261</b>	<b>(28,273)</b>	<b>30,008</b>	<b>(28,947)</b>	<b>13,891</b>	<b>(14,025)</b>
<b>Total Colombia segment</b>	<b>1,028,824</b>	<b>(877,357)</b>	<b>989,857</b>	<b>(881,860)</b>	<b>499,099</b>	<b>(457,581)</b>
<b>Uruguay segment</b>	<b>24,875</b>	<b>-</b>	<b>25,994</b>	<b>-</b>	<b>25,994</b>	<b>-</b>
<b>Argentina segment</b>	<b>8,360</b>	<b>(121,184)</b>	<b>5,076</b>	<b>(122,294)</b>	<b>5,076</b>	<b>(122,294)</b>
<b>Brazil segment (1) (2)</b>	<b>-</b>	<b>-</b>	<b>196,928</b>	<b>(1,489,567)</b>	<b>173,594</b>	<b>(1,489,567)</b>
<b>Total</b>	<b>1,062,059</b>	<b>(998,541)</b>	<b>1,217,855</b>	<b>(2,493,721)</b>	<b>703,763</b>	<b>(2,069,442)</b>

- (1) Amounts shown include the effect of the adjustments arising from the retrospective application of IFRS 16 - Leases, adopted as of January 1, 2019. The adjustment to this account arises from the effects on deferred tax from the temporary difference resulting upon recognition of use rights and lease liabilities.

- (2) The decrease arises from the reclassification of the deferred tax assets and deferred tax liabilities at September 30, 2019 to non-current assets and liabilities held for trading (Note 43).

The effect of the deferred tax on the statement of income is as follows:

	January 1 to September 30, 2019	January 1 to September 30, 2018 (a)	January 1 to September 30, 2018	July 1 to September 30, 2019	July 1 to September 30, 2018 (a)	July 1 to September 30, 2018
Deferred income tax (a)	41,080	141,292	86,268	20,154	24,962	61,537
Deferred occasional gains tax	10,389	(2,116)	(2,116)	-	(66)	(66)
Income tax surcharge	-	-	-	-	(2)	(2)
<b>Total deferred income tax revenue</b>	<b>51,469</b>	<b>139,176</b>	<b>84,152</b>	<b>20,154</b>	<b>24,894</b>	<b>61,469</b>

- (a) Amounts shown include the effect of the adjustments arising from the retrospective application of IFRS 16 - Leases, adopted as of January 1, 2019.

The effect of the deferred tax on the statement of comprehensive income is as follows:

	January 1 to September 30, 2019	January 1 to September 30, 2018	July 1 to September 30, 2019	July 1 to September 30, 2018
Gain from derivative financial instruments designated as hedge instruments (1)	(997)	(4,169)	(714)	(739)
<b>Total</b>	<b>(997)</b>	<b>(4,169)</b>	<b>(714)</b>	<b>(739)</b>

The reconciliation of the development of the net deferred tax (liabilities), between September 30, 2019 and December 31, 2018 to the statement of income and the statement of other comprehensive income is as follows:

	September 30, 2019
Revenue from deferred tax recognized in income for the period	51,469
(Expense) from deferred tax recognized in other comprehensive income for the period.	(997)
Reclassification of the deferred tax to income for the period from discontinued operations.	1,082,395
Effect of the translation of the deferred tax recognized in other comprehensive income for the period (1)	206,517
<b>Total decrease in net deferred tax between September 30, 2019 and December 31, 2018</b>	<b>1,339,384</b>

- (1) Such effect resulting from the translation at the closing rate of deferred tax assets and liabilities of foreign subsidiaries is included in the line item "Exchange difference from translation" in other comprehensive income (Note 27).

Deferred tax assets generated by certain minor investments that have shown losses during the current or prior periods have not been recognized. The amount of losses is as follows:

	September 30, 2019	December 31, 2018
Other minor investments	(12,061)	(11,780)
<b>Total</b>	<b>(12,061)</b>	<b>(11,780)</b>

Temporary differences related to investments in subsidiaries, associates and joint ventures, for which no deferred tax liabilities have been recognized at September 30, 2019, amount to \$54,389 (December 31, 2018 - \$53,361).

#### Note 23.6 Effects of the distribution of dividends on income tax.

Pursuant to Colombian tax regulations in force, neither the distribution of dividends nor retained earnings influence the income tax rate.

#### Note 23.7 Non-current tax assets and liabilities

##### Non-current tax assets

The balance of non-current tax assets relates to taxes receivable of subsidiary Companhia Brasileira de Distribuição - CBD, basically the ICMS tax (Tax on the Movement of Goods and Services) and the Social Security National Tax. Decrease represents the reclassification of the balance at September 30, 2019 to non-current assets held for trading (Note 43).

### Non-current tax liabilities

The balance of non-current tax liabilities relates to taxes payable of subsidiaries Companhia Brasileira de Distribuição - CBD and Libertad S.A. for federal taxes and incentive program by instalments.

A detailed balance by subsidiary is as follows:

	September 30, 2019	December 31, 2018
Libertad S.A.	2,155	1,547
Companhia Brasileira de Distribuição – CBD (1)	-	395,467
<b>Total</b>	<b>2,155</b>	<b>397,014</b>

(1) Decrease represents the reclassification of the balance at September 30, 2019 to non-current assets held for trading (Note 43).

### **Note 24. Other financial liabilities**

The balance of other financial liabilities is as follows:

	September 30, 2019	December 31, 2018
Bonds issued (1)	-	3,477,711
Collections received on behalf of third parties (2)	81,990	131,326
Derivative financial instruments designated as hedge instruments (3)	3,224	9,473
Derivative financial instruments (4)	1,383	1,770
<b>Total</b>	<b>86,597</b>	<b>3,620,280</b>
<b>Current</b>	<b>85,509</b>	<b>1,037,191</b>
<b>Non-current</b>	<b>1,088</b>	<b>2,583,089</b>

(1) Subsidiary Companhia Brasileira de Distribuição – CBD issues bonds to strengthen working capital, and to maintain its cash strategy and its debt and investment profile extension strategy. Bonds issued are not convertible, have no renegotiation clauses and are unsecured, exception made of the issue of bonds by subsidiaries, which are endorsed by subsidiary Companhia Brasileira de Distribuição - CBD. Amortization of bonds varies in accordance with the issue.

Subsidiary Companhia Brasileira de Distribuição – CBD is required to maintain financial ratios related with issues released. Such ratios are estimated based on consolidated financial information prepared pursuant to accounting principles adopted in Brazil, as follows: (i) net debt (debt less cash and cash equivalents and accounts receivable) not to exceed net shareholders' equity; and (ii) net consolidated debt ratio/Ebitda less than or equal to 3.25. The subsidiary complied with such ratios at September 30, 2019 and at December 31, 2018.

Decrease represents the reclassification of the balance at September 30, 2019 to non-current assets held for trading (Note 43).

(2) The balance of collections received on behalf of third parties is as follows:

	September 30, 2019	December 31, 2018
Éxito Card collections (a)	35,641	44,860
Revenue received on behalf of third parties (b)	24,123	27,287
Non-banking correspondent	11,510	47,340
Direct trading (marketplace)	2,902	5,000
Other collections	7,814	6,839
<b>Total</b>	<b>81,990</b>	<b>131,326</b>

(a) Represents collections received from third parties related with Tarjeta Éxito (Éxito Credit Card), owned by Compañía de Financiamiento Tuya S.A. (Note 10).

(b) The balance relates to:

- Collections received on behalf of third parties for hotel services, ground transportation, car rentals and reservation of air tickets as part of the intermediation of Éxito Viajes y Turismo S.A.S. as travel agency in amount of \$23,049 (December 31, 2018 - 15,508).
- Collections received on behalf of third parties from Grupo Disco del Uruguay S.A. and Mercados Devoto S.A. in amount of \$1,074 (December 31, 2018 - \$2,325).

- At December 31, 2018 it also included insurance premiums, extended warranties, telephone companies cell phone recharges and other collections by subsidiary Companhia Brasileira de Distribuição - CBD on behalf of Financiara Itaú CBD - FIC Promotora de Vendas Ltda. in amount of \$9,454. The balance of such liabilities at September 30, 2019 was reclassified to non-current liabilities held for trading (Note 43).

(3) Derivatives denominated as hedge instruments represent:

- (2) Financial exchange transactions - swap transactions carried out by the Parent and its subsidiaries under contracts executed with financial entities, whose purpose is the exchange, at specific intervals, of the difference between the amounts of fixed and variable interest rates calculated in relation with an agreed-upon nominal principal amount, which turns variable rates into fixed rates and cash flows then may be determined in local currency. The fair values of these instruments are determined based on valuation models commonly used by market participants.
- (b) The fair value of swap contracts for 100% of liabilities denominated in US Dollars at a fixed interest rate of Companhia Brasileira de Distribuição – CBD, exception made of DCCIs (Direct consumer credits through an intermediary). The fair value is measured by exchanging such instruments at a floating IDC rate. The term of these contracts equals that of the debt, and they hedge both principal and interests. Average IDC annual rate at September 30, 2019 was 6.27% (6.42% at December 31, 2018).

Financial bartering is used to hedge exchange rate and/or interest rate risks of financial liabilities arising from the acquisition of property, plant and equipment, as well as from the business combinations of Companhia Brasileira de Distribuição - CBD and of Libertad S.A. The coverage ratio is 100% of the item hedged, this being the total or a portion of the relevant financial liability.

The Parent and its subsidiaries document accounting hedging relationships and conduct efficacy testing from initial recognition and over the time of the hedging relationship until derecognition thereof. No inefficacy has been identified during the periods reported.

Decrease results from the reclassification of such derivative liabilities designated as hedge instruments of subsidiary Companhia Brasileira de Distribuição – CBD at September 30, 2019 to non-current liabilities held for trading (Note 43).

At September 30, 2019 relates to the following transactions:

Hedging instrument	Nature of risk hedged	Hedged item	Range of rates for hedged item	Range of rates for hedge instruments	Fair value
Swap	Interest rate	Financial liabilities	IBR 3M	4.4% - 5.9%	3,207
Swap	Interest rate and exchange rate	Financial liabilities	Libor USD 1M + 2.22%	9.06%	17
					<b>3,224</b>

At December 31, 2018, relates to the following transactions:

Hedging instrument	Nature of risk hedged	Hedged item	Range of rates for hedged item	Range of rates for hedge instruments	Fair value
Swap	Interest rate	Financial liabilities	IBR 3M	5.1% - 6.0%	6,890
Swap	Interest rate and exchange rate	Financial liabilities	Libor USD 1M + 2.22%	9.06%	21
Swap	Interest rate and exchange rate	Financial liabilities	1.94% to 9.80%	IDC	2,562
					<b>9,473</b>

The detail of maturities of these hedge instruments at September 30, 2019 is as follows:

	Less than 1 month	From 1 to 3 months	From 3 to 6 months	From 6 to 12 months	More than 12 months	Total
Swap	-	140	1,018	978	1,088	<b>3,224</b>

The detail of maturities of these hedging instruments at December 31, 2018 is as follows:

	Less than 1 month	From 1 to 3 months	From 3 to 6 months	From 6 to 12 months	More than 12 months	Total
Swap	-	295	2,752	4,975	1,451	<b>9,473</b>

- (4) Derivative financial instruments reflect the fair value of forward and swap contracts to cover the fluctuation in the exchange rates of liabilities in foreign currency. The fair values of these instruments are estimated based on valuation models commonly applied by market participants who use variables other than prices quoted, directly or indirectly perceptible for assets or liabilities. In the statement of financial position, the Parent and its subsidiaries measure the derivative financial instruments (forward and swap) at fair value, on each accounting closing date.

The detail of maturities of these instruments at September 30, 2019 is as follows:

Derivative	Less than 3 months	From 3 to 6 months	From 6 to 12 months	More than 12 months	Total
Forward	407	977	-	-	<b>1,383</b>



The detail of maturities of these instruments at December 31, 2018 is as follows:

<u>Derivative</u>	<u>Less than 3 months</u>	<u>From 3 to 6 months</u>	<u>From 6 to 12 months</u>	<u>More than 12 months</u>	<u>Total</u>
Forward	192	1,506	-	-	1,698
Swap	-	72	-	-	72
					1,770

The balance of other financial liabilities classified as current and non-current is as follows:

	<b>September 30, 2019</b>	<b>December 31, 2018</b>
Collections received on behalf of third parties	81,990	131,326
Derivative financial instruments designated as hedge instruments	2,136	8,022
Derivative financial instruments	1,383	1,770
Bonds issued	-	896,073
<b>Total current</b>	<b>85,509</b>	<b>1,037,191</b>
Derivative financial instruments designated as hedge instruments	1,088	1,451
Bonds issued	-	2,581,638
<b>Total non-current</b>	<b>1,088</b>	<b>2,583,089</b>

#### Note 25. Other non-financial liabilities

The balance of other non-financial liabilities is as follows:

	<b>September 30, 2019</b>	<b>December 31, 2018</b>
Revenue received in advance (1)	51,941	256,885
Customer loyalty programs (2)	30,032	48,636
Advance payments under contracts and other projects	9,552	7,256
Instalments received under "plan reservalo"	624	647
Repurchase coupon	73	176
Extended warranty (3)	-	15,712
Other (4)	-	9,423
<b>Total other current non-financial liabilities</b>	<b>92,222</b>	<b>338,735</b>
Advance payments under contracts and other projects	683	727
Other (4)	-	11,236
<b>Total other non-current non-financial liabilities</b>	<b>683</b>	<b>11,963</b>

- (1) Mainly relates to revenue received in advance from third parties on the sale of various products through means of payment, lease of premises and strategic alliances.

	<b>September 30, 2019</b>	<b>December 31, 2018</b>
Gift card	32,373	57,199
Cafam comprehensive card	7,996	7,210
Exchange card	3,334	3,492
Data and telephone minutes purchased in advance	973	979
Fuel card	871	820
Lease of furniture (a)	-	182,922
Other	6,394	4,263
<b>Total</b>	<b>51,941</b>	<b>256,885</b>

- (a) Mainly relates to advance payments received from third parties on rental of gondola ends and luminous paper to display products at subsidiary Companhia Brasileira de Distribuição - CBD. Decrease represents the reclassification of the balance at September 30, 2019 to non-current liabilities held for trading (Note 43).
- (2) Relates to customer loyalty programs "Puntos Éxito" and "Supercliente Carulla" of the Parent; "Hipermillas" of subsidiary Mercados Devoto S.A.; "Tarjeta Más" of subsidiary Supermercados Disco del Uruguay S.A.; "Puntos Extra" and "Pao de Acucar" of subsidiary Companhia Brasileira de Distribuição - CBD and "Club Libertad" of subsidiary Libertad S.A.

The following are the balances of these programs included in the statement of financial position:

	September 30, 2019	December 31, 2018
"Hipermillas" and "Tarjeta Más" programs	27,846	26,665
"Puntos Éxito" and "Supercliente Carulla" programs	1,794	18,539
Club Libertad	392	513
"Meu Desconto" program (a)	-	2,919
<b>Total</b>	<b>30,032</b>	<b>48,636</b>

- (a) Decrease represents the reclassification of these liabilities at September 30, 2019 to non-current liabilities held for trading (Note 43).
- (3) Mainly represents the extended warranty plan for customers granted by subsidiary Companhia Brasileira de Distribuição - CBD. Decrease represents the reclassification of the balance at September 30, 2019 to non-current liabilities held for trading (Note 43).
- (4) Mainly relates to a payment received by subsidiary Companhia Brasileira de Distribuição – CBD from "Allpark" under a car parking service agreement. Decrease represents the reclassification of the balance at September 30, 2019 to non-current liabilities held for trading (Note 43).

## **Note 26. Share capital, treasury shares repurchased and premium on the issue of shares**

At September 30, 2019 and at December 31, 2018 the Parent's authorized capital is represented in 530,000,000 common shares with a nominal value of \$10 (\*) each; subscribed and paid-in capital amounts to \$4,482; the number of outstanding shares is 447,604,316 and the number of treasury shares reacquired is 635,835 valued at \$2,734.

(\*) Expressed in Colombian pesos.

The rights attached to the shares are speaking and voting rights per each share. No privileges have been granted on the shares, nor are they restricted in any way. Additionally, there are no option contracts on Parent shares.

The premium on placement of shares represents the higher value paid over the par value of the shares, and amounts to \$4,843,466 at September 30, 2018 and at December 31, 2017. Pursuant to legal regulations, this balance may be distributed as profits upon winding-up of the company, or upon capitalization of this value. Capitalization means the transfer of a portion of such premium to a capital account as result of the issue of a share-based dividend.

## **Note 27. Reserves, Retained earnings and Other comprehensive income**

### Reserves

Reserves are appropriations made by the Parent's General Meeting of Shareholders on the results of prior periods. In addition to the legal reserve, there is an occasional reserve, a reserve for the reacquisition of shares and a reserve for payment of future dividends.

### Retained earnings

Retained earnings include the effect on shareholders' equity of the convergence to IFRS in amount of \$1,070,092 resulting from the opening financial statement prepared in 2014 under IFRS 1, included in the accounting and financial reporting standards accepted in Colombia, set out in Law 1314 of 2009 in line with International Financial Reporting Standards (IFRS) officially translated and authorized by the International Accounting Standards Board (IASB) at December 31, 2014, regulated in Colombia by Regulatory Decree 2420 of 2015, "Single Regulatory Decree on accounting, financial reporting and information assurance standards", amended on December 23, 2015 by Regulatory Decree 2496, on December 22, 2016 by Regulatory Decree 2131 and on December 22, 2017 by Regulatory Decree 2170 and updated on December 28, 2018 by Regulatory Decree 2483.

### Other accumulated comprehensive income

The balance of each component of other comprehensive income in the statement of financial position is as follows:

	September 30, 2019			September 30, 2018 (1)			December 31, 2018		
	Gross amount	Tax effect	Net amount	Gross amount	Tax effect	Net amount	Gross amount	Tax effect	Net amount
Measurement of financial statements at fair value through other comprehensive income (2)	(19,432)	-	(19,432)	(100,022)	-	(100,022)	(7,200)	-	(7,200)
Measurement of defined benefit plans (3)	(1,944)	1,432	(3,376)	(1,505)	1,472	(2,977)	(4,760)	1,432	(3,328)
Translation exchange differences (4)	(1,046,096)	-	(1,046,096)	(1,621,864)	-	(1,621,864)	(597,914)	-	(597,914)
(Loss) from the hedging of cash flows (5)	(1,028)	957	(1,985)	(2,339)	2,271	(4,610)	(5,978)	1,954	(4,024)
Share of other comprehensive income of associates and joint ventures accounted for using the equity method (6)	(61,688)	-	(61,688)	(133,650)	-	(133,650)	(41,486)	-	(41,486)
<b>Total other accumulated comprehensive income</b>	<b>(1,130,188)</b>	<b>2,389</b>	<b>(1,132,577)</b>	<b>(1,859,380)</b>	<b>3,743</b>	<b>(1,863,123)</b>	<b>(657,338)</b>	<b>3,386</b>	<b>(653,952)</b>

- (1) Amounts shown include the effect of the adjustments arising from the retrospective application of IFRS 16 - Leases, adopted as of January 1, 2019.
- (2) Relates to accumulated gains or losses arising from the valuation at fair value of investments in financial instruments through equity, less amounts transferred to retained earnings upon sale of such investments. Changes in fair value are not reclassified to income for the period.
- (3) Represents the accumulated value of actuarial gains or losses arising from the Parent's and its subsidiaries' defined benefit plans. The net value of the new measurements is transferred to retained earnings and is not reclassified to income for the period.
- (4) Represents the accumulated value of exchange differences arising from the translation of assets, liabilities, equity and results of foreign operations into the Parent's presentation currency. Accumulated translation differences are reclassified to period results upon disposition of the foreign operation. Includes the effect of translating deferred tax assets and liabilities in amount of \$206,517 (Note 23).
- (5) Represents the accumulated value of the effective portion of gains or losses arising from changes in the fair value of hedging instruments in a cash flow hedging. The accumulated value of gains or losses is reclassified to period results only when the hedged transaction has an effect on period results or a highly-likely transaction is not foreseen to occur, or is included, as part of the carrying value, in a non-financial hedged item.
- (6) Value allocated to the Parent of the other comprehensive income from its investments in associates and joint ventures through direct investment or through subsidiaries.

### Note 28. Revenue from ordinary activities under contracts with customers

The balance of revenue from ordinary activities under contracts with customers is as follows:

	January 1 to September 30, 2019	January 1 to September 30, 2018 (1)	January 1 to September 30, 2018	July 1 to September 30, 2019	July 1 to September 30, 2018 (1)	July 1 to September 30, 2018
Retail sales (Note 41)	10,423,901	10,329,634	38,626,888	3,424,872	3,347,504	12,509,571
Service revenue (2)	426,465	406,495	656,421	144,068	136,204	195,202
Other ordinary revenue (3)	118,189	87,101	87,099	55,529	41,268	41,257
<b>Total revenue from ordinary activities under contracts with customers</b>	<b>10,968,555</b>	<b>10,823,230</b>	<b>39,370,408</b>	<b>3,624,469</b>	<b>3,524,976</b>	<b>12,746,030</b>

- (1) Amounts include the effect of the reclassification of retained earnings at September 30, 2019 of subsidiaries Companhia Brasileira de Distribuição - CBD and Gemex O & W S.A.S. to net income for the period from discontinued operations (Note 43).

(2) The balance of service revenue relates to:

	January 1 to September 30, 2019	January 1 to September 30, 2018 (a)	January 1 to September 30, 2018	July 1 to September 30, 2019	July 1 to September 30, 2018 (a)	July 1 to September 30, 2018
Lease of real estate	167,040	174,886	240,367	56,638	56,466	76,663
Distributors	77,491	76,714	76,930	24,536	25,723	25,779
Advertising	48,611	51,316	57,434	19,413	19,635	21,375
Lease of physical space	38,114	8,474	36,840	10,938	2,283	11,858
Commissions	22,055	20,820	93,057	7,346	6,886	27,126
Telephone services	18,950	24,079	24,079	6,061	7,802	7,802
Non-banking correspondent	14,796	12,649	12,649	5,040	4,341	4,341
Transport	14,106	8,248	33,262	4,521	3,099	10,822
Other revenue from the provision of services	14,020	18,930	65,143	5,542	6,308	3,763
Travel administration fees	6,150	4,751	4,751	2,351	1,860	1,860
Money transfer	5,132	5,628	5,628	1,682	1,801	1,801
Administration of real estate	-	-	6,281	-	-	2,012
<b>Total service revenue</b>	<b>426,465</b>	<b>406,495</b>	<b>656,421</b>	<b>144,068</b>	<b>136,204</b>	<b>195,202</b>

(3) Other ordinary revenue relates to:

	January 1 to September 30, 2019	January 1 to September 30, 2018 (a)	January 1 to September 30, 2018	July 1 to September 30, 2019	July 1 to September 30, 2018 (a)	July 1 to September 30, 2018
Involvement in collaboration agreement (b)	60,285	39,821	39,821	35,272	19,748	19,748
Royalty revenue	12,401	6,259	6,259	4,450	1,617	1,617
Other revenue from Latam strategic direction Latam (Nota 35)	6,242	5,268	5,268	2,002	1,775	1,775
Revenue from financial services	1,535	1,824	1,824	347	517	517
Other (a)	37,726	33,929	33,927	13,458	17,611	17,600
<b>Total other ordinary revenue</b>	<b>118,189</b>	<b>87,101</b>	<b>87,099</b>	<b>55,529</b>	<b>41,268</b>	<b>41,257</b>

(1) Amounts include the effect of the reclassification of retained earnings at September 30, 2019 of subsidiary Gemex O & W S.A.S. to net income for the period from discontinued operations (Note 43).

(b) Relates to the involvement in the corporate collaboration agreement with Compañía de Financiamiento Tuya S.A.

## Note 29. Distribution expenses and Administration and sales expenses

The balance of administration and sales expenses is as follows:

	January 1 to September 30, 2019	January 1 to September 30, 2018 (1) (3)	January 1 to September 30, 2018 (2)	July 1 to September 30, 2019	July 1 to September 30, 2018 (1) (3)	July 1 to September 30, 2018 (2)
Depreciation and amortization (1) (2)	278,308	281,422	572,966	90,125	93,886	179,888
Taxes other than income tax	159,731	186,661	250,448	46,212	52,784	59,478
Services (2)	150,927	135,609	395,498	50,414	45,369	126,101
Fuels and power (2)	139,127	133,047	461,986	44,261	43,403	148,272
Advertising	102,206	110,107	489,427	37,997	42,288	183,498
Repairs and maintenance (2)	95,295	90,877	249,105	31,741	30,324	71,354
Commissions on debit and credit cards	56,805	59,168	278,988	18,830	17,828	88,006
Transport	30,718	31,239	52,109	10,521	10,453	17,172
Packaging and marking materials	28,349	32,223	32,476	8,022	10,724	10,817
Administration of trade premises	26,459	25,647	25,637	8,709	8,653	8,643
Professional fees	21,983	20,068	61,558	7,594	6,646	19,295
Insurance	19,003	17,686	26,541	6,460	6,534	10,238
Outsourced employees	17,637	22,984	170,261	5,712	8,277	58,794
Leases (1) (2)	12,381	6,846	649,563	3,061	2,461	210,451
Travel expenses	4,902	4,326	14,854	1,960	1,618	5,711
Other provisions expense	3,687	4,159	55,455	1,669	3,409	54,705
Legal expenses	3,061	3,518	55,282	476	889	23,893
Contributions and affiliations	352	1,205	1,205	88	395	396
Other	80,141	61,803	171,818	28,416	19,872	28,130
<b>Total distribution expenses</b>	<b>1,231,072</b>	<b>1,228,595</b>	<b>4,015,177</b>	<b>402,268</b>	<b>405,813</b>	<b>1,304,842</b>

- (1) Amounts shown include the effect of the adjustments arising from the retrospective application of IFRS 16 - Leases, adopted as of January 1, 2019. The adjustment to these accounts is due to the recognition of depreciation of use rights and derecognition of fixed expenses under lease agreements.
- (2) As of January 1, 2019, based on reviews to Company operations, certain items that until December 31, 2018 were shown as administration expenses and employee benefit expenses, which are related with food preparation operating processes, are being recorded under the cost of goods sold. Such items were reclassified in the financial statements at September 30, 2018 only for comparison to the financial statements at September 30, 2019.
- (3) Amounts include the effect of the reclassification of accumulated expenses at September 30, 2019 of subsidiaries Companhia Brasileira de Distribuição - CBD and Gemex O & W S.A.S. to net income for the period from discontinued operations (Note 43).

The balance of administration and sales expenses is as follows:

	January 1 to September 30, 2019	January 1 to September 30, 2018 (1) (2)	January 1 to September 30, 2018	July 1 to September 30, 2019	July 1 to September 30, 2018 (1) (2)	July 1 to September 30, 2018
Depreciation and amortization (1)	58,278	44,389	142,507	19,663	15,236	45,477
Taxes other than income tax	46,263	42,533	47,359	4,996	7,688	9,028
Professional fees	39,006	39,391	100,970	12,910	15,375	39,463
Impairment expense	28,540	5,712	5,712	6,348	3,003	3,003
Repairs and maintenance	18,123	13,167	21,026	7,841	4,879	6,806
Public utilities	9,787	14,218	44,055	3,262	3,506	2,463
Outsourced employees	6,979	5,604	77,576	2,260	1,879	27,877
Fuels and power	6,781	5,953	7,709	2,228	2,029	2,724
Travel expenses	6,028	5,840	14,386	1,714	1,925	5,303
Leases (1)	5,566	10,693	11,313	1,624	3,830	2,768
Insurance	4,713	3,506	4,345	1,520	979	1,254
Administration of trade premises (1)	2,085	1,883	1,930	704	782	798
Contributions and affiliations	2,001	2,353	2,361	974	1,064	1,067
Transport	1,423	1,464	1,884	363	599	662
Legal expenses	663	985	3,560	209	89	1,031
Advertising	226	342	342	45	148	148
Packaging and marking materials	214	217	217	66	92	92
Other	16,679	9,619	55,363	7,477	3,493	13,756
<b>Total administration and sales expenses</b>	<b>253,355</b>	<b>207,869</b>	<b>542,615</b>	<b>74,204</b>	<b>66,596</b>	<b>163,720</b>

- (1) Amounts shown include the effect of the adjustments arising from the retrospective application of IFRS 16 - Leases, adopted as of January 1, 2019. The adjustment to these accounts is due to the recognition of depreciation of use rights and derecognition of fixed expenses under lease agreements.
- (2) Amounts include the effect of the reclassification of accumulated expenses at September 30, 2019 of subsidiaries Companhia Brasileira de Distribuição - CBD and Gemex O & W S.A.S. to net income for the period from discontinued operations (Note 43).

### Note 30. Employee benefit expense

The balance of employee benefit expenses incurred by each significant category is as follows:

	January 1 to September 30, 2019	January 1 to September 30, 2018 (2)	January 1 to September 30, 2018 (1)	July 1 to September 30, 2019	July 1 to September 30, 2018 (2)	July 1 to September 30, 2018 (1)
Wages and salaries (1)	746,588	755,356	2,039,164	245,551	247,177	657,040
Contributions to the social security system	25,892	26,887	504,647	7,973	8,328	157,134
Other short-term employee benefits	37,961	37,727	206,040	13,275	12,453	66,398
<b>Total short-term employee benefit expense</b>	<b>810,441</b>	<b>819,970</b>	<b>2,749,851</b>	<b>266,799</b>	<b>267,958</b>	<b>880,572</b>
Post-employment benefit expenses, defined contribution plans	71,885	86,540	88,517	21,621	27,752	28,449
Post-employment benefit expenses, defined benefit plans	(5,005)	2,492	2,492	525	806	806
<b>Total post-employment benefit expenses</b>	<b>66,880</b>	<b>89,032</b>	<b>91,009</b>	<b>22,146</b>	<b>28,558</b>	<b>29,255</b>
Termination benefit expenses	5,204	5,618	200,673	1,616	1,815	73,774
Other long-term employee benefits	315	224	224	77	94	93
Other personnel expenses	19,846	17,518	294,151	6,973	7,292	94,615
<b>Total employee benefit expenses</b>	<b>902,686</b>	<b>932,362</b>	<b>3,335,908</b>	<b>297,611</b>	<b>305,717</b>	<b>1,078,309</b>

- (1) As of January 1, 2019, based on reviews to Company operations, certain items that until December 31, 2018 were shown as administration expenses and employee benefit expenses, which are related with food preparation operating processes, are being recorded under the cost of goods sold. Such items were reclassified in the financial statements at September 30, 2018 only for comparison to the financial statements at September 30, 2019.
- (2) Amounts include the effect of the reclassification of accumulated expenses at September 30, 2019 of subsidiaries Companhia Brasileira de Distribuição - CBD and Gemex O & W S.A.S. to net income for the period from discontinued operations (Note 43).

### Note 31. Other operating revenue, other operating expenses and other net gains

Other operating revenue, other operating expenses and other net gains include the effects of the most significant events occurred during the period which would distort the Parent's and its subsidiaries' recurrent profitability analysis; these are defined as significant elements of unusual revenue and expense whose occurrence is exceptional and the effects of the items that given its nature are not included in an assessment of recurring operating performance of the Parent and its subsidiaries, such as impairment losses, disposal of non-current assets and the effect of business combinations, among other.

The balance of other operating revenue, other operating expense and other net gains, is as follows:

	January 1 to September 30, 2019	January 1 to September 30, 2018 (1) (2)	January 1 to September 30, 2018	July 1 to September 30, 2019	July 1 to September 30, 2018 (1) (2)	July 1 to September 30, 2018
<b>Other operating revenue</b>						
<b>Recurring</b>						
Recovery of allowance for trade receivables	33,690	9,174	9,174	6,402	3,892	3,892
Recovery of costs and expenses from taxes other than income tax	50	1,911	1,911	-	-	-
Recovery of other provisions related to labor lawsuits	756	1,014	35,824	283	1,014	35,824
Reimbursement of ICA-related costs and expenses	4,607	255	255	(1,556)	-	-
Recovery of other provisions related to administrative legal proceedings	-	-	8,993	-	-	8,993
Recovery of other provisions related to civil lawsuits	2,262	2,092	13,382	81	1,555	12,845
Recovery of other provisions	1,512	865	865	261	39	39
Compensation from insurance companies	1,339	1,403	1,403	335	758	758
Other recurring revenue	362	-	-	-	-	-
<b>Total recurring</b>	<b>44,578</b>	<b>16,714</b>	<b>71,807</b>	<b>5,806</b>	<b>7,258</b>	<b>62,351</b>
<b>Non-recurring</b>						
Recovery of other provisions	2,939	1,005	5,206	1,053	245	4,446
Recovery of provisions related with reorganization processes	1,422	-	-	10	-	-
<b>Total non-recurring</b>	<b>4,361</b>	<b>1,005</b>	<b>5,206</b>	<b>1,063</b>	<b>245</b>	<b>4,446</b>
<b>Total other operating revenue</b>	<b>48,939</b>	<b>17,719</b>	<b>77,013</b>	<b>6,869</b>	<b>7,503</b>	<b>66,797</b>
<b>Other operating expenses</b>						
Restructuring expenses (3)	(32,458)	(39,698)	(124,243)	331	145	(32,129)
Provision for tax proceeding expenses	-	-	(5,219)	-	-	(3,421)
Tax reorganization expense (4)	(3,178)	-	(13,457)	(3,178)	-	(11,956)
Tax on wealth expense	(170)	(562)	(562)	24	6	6
Other expenses	(6,174)	(2,761)	(3,441)	(3,605)	(601)	(194)
<b>Total other operating expenses</b>	<b>(41,980)</b>	<b>(43,021)</b>	<b>(146,922)</b>	<b>(6,428)</b>	<b>(450)</b>	<b>(47,694)</b>
<b>Other net gains (losses)</b>						
Gain (loss) from the sale of property, plant and equipment (5)	1,962	18,554	(44,375)	138	18,401	(1,420)
Derecognition of property, plant and equipment (6)	(2,756)	(7,348)	(7,348)	(689)	(1,495)	(1,495)
Loss from disposal of other assets	(675)	(2,350)	(2,350)	-	(229)	(229)
Impairment of non-current assets (7)	-	(3,307)	(3,307)	-	-	-
Derecognition of lease agreements (1)	804	181	-	798	4	-
Gain from the sale of subsidiaries	-	376	18,904	-	376	18,904
Gain from the sale of intangible assets	-	35	35	-	33	33
<b>Total other net (losses)</b>	<b>(665)</b>	<b>6,141</b>	<b>(38,441)</b>	<b>247</b>	<b>17,090</b>	<b>15,793</b>

- (1) Amounts shown include the effect of the adjustments arising from the retrospective application of IFRS 16 - Leases, adopted as of January 1, 2019. The adjustment to this account is due to the recognition of revenue arising from the derecognition of use rights and liabilities from the early termination of lease agreements.
- (2) Amounts include the effect of the reclassification of revenue and expenses accrued at September 30, 2019 of subsidiaries Companhia Brasileira de Distribuição - CBD and Gemex O & W S.A.S. to net income for the period from discontinued operations (Note 43).

- (3) Represents expenses arising from the provision in relation with the plan to restructure the Parent and its Colombian subsidiaries that includes the acquisition of the operating excellence plan and corporate retirement plan in amount of \$28,963 (September 30, 2018 - \$36,477) and expenses incurred under plan to restructure subsidiary Libertad S.A. in amount of \$3,495 (September 30, 2018 - \$3,221).
- (4) For 2019, represents expenses of subsidiaries Grupo Disco del Uruguay S.A. in amount of \$1,852 and Devoto Hermanos S.A. in amount of \$1,326 for tax restructuring related with the correction of income tax and VAT payments of previous periods, as a result of a decision of the General Tax Direction (GDI by its acronym in Spanish).
- (5) Mainly represents a gain from the sale of property, plant and equipment of subsidiary Libertad S.A. in amount of \$1,868. (September 30, 2018 - \$18,491).
- (6) For 2019 includes the Parent's closure of the following stores: Carulla Express Pontevedra \$411, Surtimax Funza \$97, Éxito Castilla \$69, Surtimax Metrocar \$15 and Surtimax Calle 48 \$12. It also includes the derecognition of machinery and equipment and furniture and fixtures of the Parent in amount of \$225, and the derecognition of a building at Patrimonio Autónomo Centro Comercial Viva Barranquilla in amount of \$1,858. Additionally, it includes the gain from the sale of machinery, equipment and surveillance armament of the Parent in amount of (\$40).
- For 2018, relates to the closure of the following of Parent stores: Éxito Barranquilla Alto Prado \$3,007, Carulla Express Olaya Herrera \$473, Surtimax San Carlos \$389, Éxito Express Altos de la Carolina \$319, Surtimax Los Olivos \$309, Éxito Express Ciudadela \$291, Éxito Express Costa de Oro \$232, Éxito Mini Barzal \$201, Éxito Express Avenida 60 \$196, Surtimax el Real \$184, Surtimax Ciudad Bolívar \$167, Éxito Mini Parque de las Cigarras \$132 and Éxito Mini Yerbabuena \$121.
- (7) In 2018 represents an impairment loss related with the Parent's computer software in amount of \$3,307.

### Note 32. Financial revenue and expenses

	January 1 to September 30, 2019	January 1 to September 30, 2018 (1) (2)	January 1 to September 30, 2018	July 1 to September 30, 2019	July 1 to September 30, 2018 (1) (2)	July 1 to September 30, 2018
Gain from exchange difference (1)	143,683	46,771	77,799	9,299	(8,382)	12,051
Gain from derivative financial instruments	227,468	64,876	189,860	134,492	30,104	152,422
Revenue from interest, cash and cash equivalents	18,761	18,784	25,984	3,666	9,319	1,150
Other financial revenue	6,470	5,520	73,014	1,783	2,014	28,946
<b>Total financial revenue</b>	<b>396,382</b>	<b>135,951</b>	<b>366,657</b>	<b>149,240</b>	<b>33,055</b>	<b>194,569</b>
Interest expense from lease liabilities (1)	(88,291)	(92,952)	-	(28,990)	(30,952)	-
Interest, loans and finance lease expenses	(218,191)	(250,760)	(458,481)	(70,318)	(81,425)	(53,264)
Loss from derivative financial instruments	(136,977)	(104,497)	(104,497)	(2,600)	(15,557)	(4,333)
Loss from exchange difference (1)	(260,191)	(57,526)	(241,472)	(154,994)	(26,214)	(189,929)
Expense from the amortized cost of loans and accounts receivable	-	-	(120,310)	-	-	(120,310)
Commission expense	(3,370)	(3,341)	(38,096)	(801)	(1,547)	(36,123)
Net monetary position results, effect of the statement of financial position (3)	(24,686)	-	-	(13,740)	-	-
Net monetary position results, effect of the statement of income (3)	(6,806)	-	-	(3,085)	-	-
Other financial expenses	(7,485)	(33,549)	(61,297)	(2,636)	(13,681)	(3,406)
<b>Total financial expenses</b>	<b>(745,997)</b>	<b>(542,625)</b>	<b>(1,024,153)</b>	<b>(277,164)</b>	<b>(169,376)</b>	<b>(407,365)</b>

- (1) Amounts shown include the effect of the adjustments arising from the retrospective application of IFRS 16 - Leases, adopted as of January 1, 2019. The adjustment to this account arises from the recognition of interest expense upon measurement of lease liabilities using the effective interest method.
- (2) Amounts include the effect of the reclassification of revenue and expenses accrued at September 30, 2019 of subsidiaries Companhia Brasileira de Distribuição - CBD and Gemex O & W S.A.S. to net income for the period from discontinued operations (Note 43).
- (3) Represents results arising from the net monetary position of the financial statements of subsidiary Libertad S.A.

### Note 33. Share of income in associates and joint ventures that are accounted for using the equity method

The share of income in subsidiaries, associates and joint ventures that are accounted for using the equity method is as follows:

	January 1 to September 30, 2019	January 1 to September 30, 2018 (1) (2)	January 1 to September 30, 2018	July 1 to September 30, 2019	July 1 to September 30, 2018 (1) (2)	July 1 to September 30, 2018
Compañía de Financiamiento Tuya S.A.	758	16,789	16,789	6,316	(980)	(980)
Financiera Itau CBD - FIC Promotora de Vendas Ltda. (2)	-	-	41,535	-	-	14,937
Cnova N.V. (1) (2)	-	-	(83,314)	-	-	(19,906)
Puntos Colombia S.A.S.	(6,855)	(4,295)	(4,295)	(5,084)	(908)	(908)
<b>Total</b>	<b>(6,097)</b>	<b>12,494</b>	<b>(29,285)</b>	<b>1,232</b>	<b>(1,888)</b>	<b>(6,857)</b>

- (1) Amounts shown include the effect of the adjustments arising from the retrospective application of IFRS 16 - Leases, adopted as of January 1, 2019. The adjustment to this account relates to the recognition of the effect of applying this IFRS on the results of the associate.
- (2) As a result of the decision to sell the shares owned in subsidiary Companhia Brasileira de Distribuição – CBD, as mentioned in Note 1.2, retained earnings of these associates were reclassified to net income for the period from discontinued operations (Note 43).

### Note 34. Earnings per share

Earnings per share are classified as basic and diluted. The purpose of basic earnings is to give a measure of the participation of each ordinary share of the controlling entity in the Parent's performance during the reporting periods. The purpose of diluted earnings is to give a measure of the participation of each ordinary share in the performance of the Parent taking into consideration the dilutive effect (decrease in earnings or increase in losses) of outstanding potential ordinary shares during the period.

At September 30, 2019 and at December 31, 2018, the Parent has not carried out transactions with potential ordinary shares, or after the closing date or at the date of release of these financial statements.

Below is information regarding earnings and number of shares used in the calculation of basic and diluted earnings per share:

#### In period results:

	January 1 to September 30, 2019	January 1 to September 30, 2018 (1)	January 1 to September 30, 2018	July 1 to September 30, 2019	July 1 to September 30, 2018 (1)	July 1 to September 30, 2018
<b>Net (loss) profit attributable to the shareholders of the controlling entity</b>	<b>(19,519)</b>	<b>92,405</b>	<b>119,312</b>	<b>11,033</b>	<b>(31,498)</b>	<b>(9,676)</b>
Weighted average of the number of ordinary shares attributable to basic earnings per share (basic and diluted)	447.604.316	447.604.316	447.604.316	447.604.316	447.604.316	447.604.316
<b>(Loss) earnings per basic and diluted share attributable to the shareholders of the controlling entity (in Colombian pesos)</b>	<b>(43.61)</b>	<b>206.44</b>	<b>266.56</b>	<b>24.65</b>	<b>(70.37)</b>	<b>(21.62)</b>
<b>Net (loss) profit for the period from continuing operations</b>	<b>25,463</b>	<b>65,940</b>	<b>651,653</b>	<b>16,688</b>	<b>(1,356)</b>	<b>121,100</b>
Less: net income from continuing operations attributable to non-controlling interests	79,028	63,487	540,226	29,589	21,668	124,730
<b>Net (loss) profit from continuing operations attributable to the shareholders of the controlling entity</b>	<b>(53,565)</b>	<b>2,453</b>	<b>111,427</b>	<b>(12,901)</b>	<b>(23,024)</b>	<b>(3,630)</b>
Weighted average of the number of ordinary shares attributable to basic earnings per share (basic and diluted)	447.604.316	447.604.316	447.604.316	447.604.316	447.604.316	447.604.316
<b>(Loss) earnings per basic and diluted share from continuing operations attributable to the shareholders of the controlling entity (in Colombian pesos)</b>	<b>(119.67)</b>	<b>5.48</b>	<b>248.94</b>	<b>(28.82)</b>	<b>(51.44)</b>	<b>(8.11)</b>



	January 1 to September 30, 2019	January 1 to September 30, 2018 (1)	January 1 to September 30, 2018	July 1 to September 30, 2019	July 1 to September 30, 2018 (1)	July 1 to September 30, 2018
<b>Net (loss) profit for the period from discontinued operations</b>	789,995	731,094	132,453	163,573	143,224	(45,879)
Less: net income from discontinued operations attributable to non-controlling interests	755,949	641,142	124,568	139,639	151,698	(39,833)
<b>Net profit (loss) from discontinued operations attributable to the shareholders of the controlling entity</b>	<b>34,046</b>	<b>89,952</b>	<b>7,885</b>	<b>23,934</b>	<b>(8,474)</b>	<b>(6,046)</b>
Weighted average of the number of ordinary shares attributable to basic earnings per share (basic and diluted)	447.604.316	447.604.316	447.604.316	447.604.316	447.604.316	447.604.316
<b>Earnings (loss) per basic and diluted share from discontinued operations attributable to the shareholders of the controlling entity (in Colombian pesos)</b>	<b>76.06</b>	<b>200.96</b>	<b>17.62</b>	<b>53.47</b>	<b>(18.93)</b>	<b>(13.51)</b>
<b>Net (loss) profit for the period from continuing operations</b>	<b>25,463</b>	<b>65,940</b>	<b>651,653</b>	<b>16,688</b>	<b>(1,356)</b>	<b>121,100</b>
Weighted average of the number of ordinary shares attributable to basic earnings per share (basic and diluted)	447.604.316	447.604.316	447.604.316	447.604.316	447.604.316	447.604.316
<b>Earnings (loss) per basic and diluted share from continuing operations (in Colombian pesos)</b>	<b>56.89</b>	<b>147.32</b>	<b>1,455.87</b>	<b>37.29</b>	<b>(3.03)</b>	<b>270.55</b>
<b>Net (loss) profit for the period from discontinued operations</b>	<b>789,995</b>	<b>731,094</b>	<b>132,453</b>	<b>163,573</b>	<b>143,224</b>	<b>(45,879)</b>
Weighted average of the number of ordinary shares attributable to basic earnings per share (basic and diluted)	447.604.316	447.604.316	447.604.316	447.604.316	447.604.316	447.604.316
<b>Earnings (loss) per basic and diluted share from discontinued operations (in Colombian pesos)</b>	<b>1,764.94</b>	<b>1,633.35</b>	<b>295.91</b>	<b>365.44</b>	<b>319.98</b>	<b>(102.50)</b>
<u>In total period comprehensive results:</u>						
<b>Net (loss) attributable to the shareholders of the controlling entity</b>	<b>(478,625)</b>	<b>(3,379,842)</b>	<b>(3,484,795)</b>	<b>(168,973)</b>	<b>(501,925)</b>	<b>(459,335)</b>
Weighted average of the number of ordinary shares attributable to basic earnings per share (basic and diluted)	447.604.316	447.604.316	447.604.316	447.604.316	447.604.316	447.604.316
<b>(Loss) earnings per basic and diluted share in total comprehensive income (in Colombian pesos)</b>	<b>(1,069.30)</b>	<b>(7,550.96)</b>	<b>(7,785.44)</b>	<b>(377.50)</b>	<b>(1,121.36)</b>	<b>(1,026.21)</b>

(1) Estimation of the net earnings per share based on restated amounts that include the effect of the adjustments arising from the retrospective application of IFRS 16 - Leases, adopted as of January 1, 2019.

## Note 35. Transactions with related parties

### Note 35.1. Key management personnel compensation

Transactions between the Parent and its subsidiaries and key management personnel, including legal representatives and/or administrators, mainly relate to labor agreements executed by and between the parties.

Compensation of key management personnel is as follows:

	January 1 to September 30, 2019	January 1 to September 30, 2018	July 1 to September 30, 2019	July 1 to September 30, 2018
Short-term employee benefits (1)	95,221	69,452	29,249	(4,061)
Share-based payment plan	11,684	7,732	3,535	2,391
Post-employment benefits	1,497	1,464	499	442
Termination benefits	276	1,289	60	273
Long-term employee benefits	11	56	-	56
<b>Total</b>	<b>108,689</b>	<b>79,993</b>	<b>33,343</b>	<b>(899)</b>

- (1) A portion of short-term employee benefits is reimbursed by Casino Guichard Perrachon S.A. under a Latin American strategic direction service agreement entered with the Parent. Revenue from Latam strategic direction was recognized during the nine months ended September 30, 2019 in amount of \$6,242 (September 30, 2018 - \$5,268) as described in Note 28.

### Note 35.2. Transactions with related parties

Transactions with related parties relate to revenue from retail sales and other services, as well as to costs and expenses related to risk management and technical assistance support, purchase of goods and services received.

The amount of revenue, costs and expenses arising from transactions with related parties is as follows:

	Revenue			
	January 1 to September 30, 2019	January 1 to September 30, 2018	July 1 to September 30, 2019	July 1 to September 30, 2018
Controlling entity (1)	6,387	6,147	1,252	2,654
Associates (2)	94,947	92,948	33,209	23,506
Grupo Casino companies (3)	5,022	535	(11,900)	422
Joint ventures (4)	76,945	55,825	40,810	24,399
<b>Total</b>	<b>183,301</b>	<b>155,455</b>	<b>63,371</b>	<b>50,981</b>

	Costs and expenses			
	January 1 to September 30, 2019	January 1 to September 30, 2018	July 1 to September 30, 2019	July 1 to September 30, 2018
Controlling entity (1)	22,633	40,492	6,691	4,193
Associates (2)	1	-	-	-
Grupo Casino companies (3)	89,377	48,086	13,636	23,258
Joint ventures (4)	69,881	15,155	23,603	13,725
Members of the Board	1,346	6,109	708	1,983
<b>Total</b>	<b>183,238</b>	<b>109,842</b>	<b>44,638</b>	<b>43,159</b>

- (1) Revenue from the controlling entity relate to a Latin America strategic direction service agreement entered with Casino Guichard-Perrachon S.A.

Costs and expenses mainly represent the reimbursement of expenses incurred by professionals and companies of Grupo Casino for the benefit of Companhia Brasileira de Distribuição - CBD under a "cost sharing agreement" and to costs incurred by the Parent for consultancy and technical assistance services provided by Casino Guichard-Perrachon S.A. and Geant International B.V.

- (2) Revenue mainly comes from the reimbursement of expenses arising from the infrastructure contract, commissions on the sale of financial products and lease of property, transactions carried out with FIC Promotora de Vendas Ltda., a financing company of Companhia Brasileira de Distribuição - CBD.

- (3) Revenue mainly refers to sales of products to Distribution Casino France, provision of services to Casino International and to Greenyellow Energía de Colombia S.A.S. and to a supplier centralized negotiation with International Retail Trade and Services.

Costs and expenses mainly represent expenses incurred by Companhia Brasileira de Distribuição - CBD under the cost sharing agreement, and to costs related with energy efficiency services received at the Parent and intermediation in the import of goods.

- (4) Revenue refers to the yields of bonds and coupons of Compañía de Financiamiento Tuya S.A. in amount of \$11,302 (September 30, 2018 - \$10,654), involvement in the corporate collaboration agreement with Compañía de Financiamiento Tuya S.A. in amount of \$60,285 (September 30, 2018 - \$39,247), lease of premises to Compañía de Financiamiento Tuya S.A. in amount of \$3,965 (September 30, 2018 - \$2,924), other services provided to Compañía de Financiamiento Tuya S.A. in amount of \$ 871 (September 30, 2018 - \$2,870) and services provided to Puntos Colombia S.A.S. in amount of \$522 (September 30, 2018 - \$130).

Costs and expenses represent the cost of the loyalty program and liability management of Puntos Colombia S.A.S. in amount of \$67,479 (September 30, 2018 - \$13,240), and commissions on means of payment with Compañía de Financiamiento Tuya S.A. in amount of \$2,402 (September 30, 2018 - \$1,915).

### Note 36. Impairment of assets

#### Note 36.1. Financial assets

No material losses from the impairment of financial assets were identified at September 30, 2019 and at December 31, 2018.

#### Note 36.2. Non-financial assets

At December 31, 2018, the Parent completed the annual impairment testing by cash-generating units, which is duly supported in the financial statements at the closing of such year.

No indication of impairment of non-financial assets was identified at September 30, 2019.

### Note 37. Fair value measurement

Below is a comparison of book values and fair values of financial assets and liabilities and of non-financial assets and liabilities of the Parent and its subsidiaries at September 30, 2019 and at December 31, 2018 on a periodic basis as required or permitted by an accounting policy; financial assets and liabilities whose carrying amounts are an approximation of fair values are excluded, considering that they mature in the short term (in less than or up to one year), namely: trade receivables and other debtors, trade payables and other creditors, collections on behalf of third parties and short-term financial liabilities.

	September 30, 2019		December 31, 2018	
	Book value	Fair value	Book value	Fair value
<b>Financial assets</b>				
Trade receivables and other accounts receivable at amortized cost	34,112	32,954	36,130	34,064
Investments in private equity funds (Note 12)	1,444	1,444	1,201	1,201
Forward contracts measured at fair value through income (Note 12)	137,048	137,048	38,675	38,675
Swap contracts measured at fair value through income (Note 12)	-	-	74,866	74,866
Derivative swap contracts denominated as hedge instruments (Note 12)	1,145	1,145	75,296	75,296
Investment in bonds (Note 12)	42,375	42,127	40,899	39,983
Investment in bonds through other comprehensive income (Note 12)	15,243	15,243	12,735	12,735
Equity investments (Note 12)	1,052	1,052	708	708
<b>Non-financial assets</b>				
Investment property (Note 14)	1,617,045	2,292,247	1,633,625	2,276,252
Property, plant and equipment, and Investment property held for trading (Note 43)	47,037	47,037	61,696	61,696
<b>Financial liabilities</b>				
Financial liabilities and finance leases (Note 19)	4,212,611	4,235,586	6,617,283	6,632,224
Lease liabilities (Note 22)	1,383,099	1,383,099	5,435,708	5,435,708
Put option (1) (Note 19)	407,109	407,109	435,023	435,023
Bonds and trade papers issued (Note 24)	-	-	3,477,711	3,432,042
Swap contracts denominated as hedge instruments (Note 24)	3,224	3,224	9,473	9,473
Forward contracts measured at fair value through income (Note 24)	1,383	1,383	1,698	1,698

	September 30, 2019		December 31, 2018	
	Book value	Fair value	Book value	Fair value
Derivative swap contracts measured at fair value through income (Note 24)	-	-	72	72
<b>Non-financial liabilities</b>				
Customer loyalty liability (Note 25)	30,032	30,032	48,636	48,636

(1) The development of the put option measurement during the period was:

<b>Balance at December 31, 2018</b>	<b>435,023</b>
Changes in fair value recognized in investments	(27,914)
<b>Balance at September 30, 2019</b>	<b>407,109</b>

The following methods and assumptions were used to estimate the fair values:

	Hierarchy level	Valuation technique	Description of the valuation technique	Significant input data
<b>Assets</b>				
Loans at amortized cost	Level 2	Discounted cash flows method	Future cash flows are discounted at present value using the market rate for loans under similar conditions on the date of measurement in accordance with maturity days.	Commercial rate of banking institutions for consumption receivables without credit card for similar term horizons. Commercial rate for VIS housing loans for similar term horizons.
Investments in private equity funds	Level 1	Unit value	The value of the fund unit is given by the preclosing value for the day, divided by the total number of fund units at the closing of operations for the day. The fund administrator appraises the assets daily.	N/A
Forward contracts measured at fair value through income	Level 2	<i>Peso-US Dollar forward</i>	The difference is measured between the forward agreed upon rate and the forward rate on the date of valuation relevant to the remaining term of the derivative financial instrument and discounted at present value using a zero-coupon interest rate. The forward rate is determined based on the average price quoted for the two-way closing price ("bid" and "ask").	Peso/US Dollar exchange rate set out in the forward contract. Market representative exchange rate on the date of valuation. Forward points of the Peso-US Dollar forward market on the date of valuation. Number of days between valuation date and maturity date. Zero-coupon interest rate.
Swap contracts measured at fair value through income	Level 2	Operating cash flows forecast model	The method uses swap cash flows, forecasted using treasury security curves of the State that issues the currency in which each flow has been expressed, for further discount at present value, using swap market rates disclosed by the relevant authorities of each country. The difference between cash inflows and cash outflows represents the swap net value at the closing under analysis.	Reference Banking Index Curve (RBI) 3 months. Zero-coupon TES curve. Swap LIBOR curve. Treasury Bond curve. CPI 12 months
Derivative swap contracts denominated as hedge instruments	Level 2	Discounted cash flows method	The fair value is calculated based on forecasted future cash flows of transactions using IDC curves and discounting them at present value, using swap IDC market rates, both as displayed by BM&FBovespa.	IDC curve IDC rate for swaps
Equity investments	Level 1	Market quote prices	The fair value of such investments is determined as reference to the prices listed in active markets if companies are listed; in all other cases, the investments are measured at the deemed cost as determined in the opening balance sheet, considering that the effect is immaterial and that carrying out a measurement using a valuation technique commonly used by market participants may generate costs higher than the value of benefits.	N/A
Investment in bonds	Level 2	Discounted cash flows method	Future cash flows are discounted at present value using the market rate for investments under similar conditions on the date of measurement in accordance with maturity days.	CPI 12 months + Basis points negotiated

	Hierarchy level	Valuation technique	Description of the valuation technique	Significant input data
<b>Assets</b>				
Investment property	Level 1	Comparison or market method	This technique involves establishing the fair value of goods from a survey of recent offers or transactions for goods that are similar and comparable to those being appraised.	N/A
Investment property	Level 3	Discounted cash flows method	This technique provides the opportunity to identify the increase in revenue over a previously defined period of the investment. Property value is equivalent to the discounted value of future benefits. Such benefits represent annual cash flows (both, positive and negative) over a period, plus the net gain arising from the hypothetical sale of the property at the end of the investment period.	Weighted average cost of capital Growth in lessee sales Vacancy Growth in revenue
Investment property	Level 3	Realizable-value method	This technique is used wherever the property is suitable for urban development, applied from an estimation of total sales of a project under construction, pursuant to urban legal regulations in force and in accordance with the final saleable asset market.	Realizable value
Investment property	Level 3	Replacement cost method	The valuation method consists in calculating the value of a brand-new property, built at the date of the report, having the same quality and comforts as that under evaluation. Such value is called replacement value; then an analysis is made of property impairment arising from the passing of time and the careful or careless maintenance the property has received, which is called depreciation.	Physical value of building and land.
Non-current assets classified as held for trading	Level 2	Realizable-value method	This technique is used wherever the property is suitable for urban development, applied from an estimation of total sales of a project under construction, pursuant to urban legal regulations in force and in accordance with the final saleable asset market.	Realizable Value

	Hierarchy level	Valuation technique	Description of the valuation technique	Significant input data
<b>Liabilities</b>				
Financial liabilities and finance leases measured at amortized cost	Level 2	Discounted cash flows method	Future cash flows are discounted at present value using the market rate for loans under similar conditions on the date of measurement in accordance with maturity days.	Reference Banking Index (RBI) + Negotiated basis points. LIBOR rate + Negotiated basis points.
Swap contracts measured at fair value through income	Level 2	Operating cash flows forecast model	The method uses swap cash flows, forecasted using treasury security curves of the State that issues the currency in which each flow has been expressed, for further discount at present value, using swap market rates disclosed by the relevant authorities of each country. The difference between cash inflows and cash outflows represents the swap net value at the closing under analysis.	Reference Banking Index Curve (RBI) 3 months. Zero-coupon TES curve. Swap LIBOR curve. Treasury Bond curve. CPI 12 months
Derivative instruments measured at fair value through income	Level 2	Peso-US Dollar forward	The difference is measured between the forward agreed upon rate and the forward rate on the date of valuation relevant to the remaining term of the derivative financial instrument and discounted at present value using a zero-coupon interest rate. The forward rate is determined based on the average price quoted for the two-way closing price ("bid" and "ask").	Peso/US Dollar exchange rate set out in the forward contract. Market representative exchange rate on the date of valuation. Forward points of the Peso-US Dollar forward market on the date of valuation. Number of days between valuation date and maturity date. Zero-coupon interest rate.
Derivative swap contracts denominated as hedge instruments	Level 2	Discounted cash flows method	The fair value is calculated based on forecasted future cash flows of transactions using market curves and discounting them at present value, using swap market rates.	Swap curves calculated by Forex Finance Market Representative Exchange Rate (TRM)
Customer loyalty liability	Level 3	Market value	The customer loyalty liability is updated in accordance with the point average market value for the last 12 months and the effect of the expected redemption rate, determined on each customer transaction.	Number of points redeemed, expired and issued. Point value. Expected redemption rate.
Bonds issued	Level 2	Discounted cash flows method	Future cash flows are discounted at present value using the market rate for bonds in similar conditions on the date of measurement in accordance with maturity days.	CPI 12 months
Lease liabilities	Level 2	Discounted cash flows method	Future cash flows of lease contracts are discounted using the market rate for loans in similar conditions on contract start date in accordance with the irrevocable minimum term.	Reference Banking Index (RBI) + basis points in accordance with risk profile.
Put option	Level 3	Given formula	Measured at fair value using a given formula under an agreement executed with non-controlling interests of Grupo Disco, using level 3 input data.	Net income of Supermercados Disco del Uruguay S.A. at 31 December 2014 and 2015 US Dollar-Uruguayan peso exchange rate on the date of valuation

Hierarchy level	Valuation technique	Description of the valuation technique	Significant input data
<b>Liabilities</b>			
			US Dollar-Colombian peso exchange rate on the date of valuation Total shares Supermercados Disco del Uruguay S.A.

Material non-observable input data and a valuation sensitivity analysis on the valuation of the "put option contract" refer to:

	Material non-observable input data	Range (weighted average)	Sensitivity of the input data on the estimation of the fair value
Put option	Net income of Supermercados Disco del Uruguay S.A. at December 31, 2018	\$116,869	A significant increase in any of input data severally considered would result in a significantly higher measurement of the fair value.
	Ebitda of Supermercados Disco del Uruguay S.A., consolidated over 12 months	\$147,238	
	Net financial debt of Supermercados Disco del Uruguay S.A., consolidated over 6 months	(\$98,164)	
	Fixed contract price	\$454,431	
	US Dollar-Uruguayan peso exchange rate on the date of valuation	\$32.41	
	US Dollar-Colombian peso exchange rate on the date of valuation	\$3,249.75	
	Total shares Supermercados Disco del Uruguay S.A.	443,071.575	



The Parent identifies whether transfers between fair value hierarchy levels have occurred, through a change in valuation techniques, in such a way that the new measurement is the most accurate picture of the new fair value of the appraised asset or liability.

Changes in hierarchies may occur if new information is available, certain information used for valuation is no longer available, there are changes resulting in the improvement of valuation techniques or changes in market conditions.

There were no transfers between level 1 and level 2 hierarchies during the year.

### **Note 38. Contingent assets and liabilities**

#### **Note 38.1. Contingent assets**

The Parent and its subsidiaries have not recognized material contingent assets at September 30, 2019 and at December 31, 2018.

#### **Note 38.2. Contingent liabilities**

Contingent liabilities at September 30, 2019 and at December 31, 2018 are as follows:

- (a) The following proceedings are underway, seeking that the Parent be exempted from paying the amounts claimed by the complainant entity:
- Administrative discussion with DIAN amounting to \$26,745 (December 31, 2018 - \$18,483) regarding notice of special requirement 112382018000126 of September 17, 2018 informing of a proposal to amend the income tax return for 2015.
  - Resolutions by means of which the District Tax Direction of Bogotá issued to the Company an official revision settlement of the industry and trade tax for the bimonthly periods 4, 5 and 6 of 2011 on the grounds of alleged inaccuracy in payments, in amount of \$11,830 (December 31, 2018 - \$11,830).
  - Resolutions issued by the District Finance Direction of Bogotá by means of which the industry and trade tax return of the Company for the bimonthly periods 2, 3, 4, 5 and 6 of 2012 were amended on the grounds of alleged inaccuracy in payments in amount of \$5,000 (December 31, 2018 - \$5,000).
  - Official assessment No. 212 of June 19, 2019 issued by the Official Sub-directorate of the Cundinamarca Governor's Office, by means of which such authority defined an official return regarding consumption of beers, siphons, refajos and beer mixtures with less than 2.5 degrees of alcohol for the period January to December 2016 and levied a penalty of \$4,099 (December 31, 2018) on the grounds of not having filed the return.
  - Claim on the grounds of failure to comply with contract conditions, asking for damages arising from the purchase-sale of a property in amount of \$2,600 (December 31, 2018 - \$-).
  - Resolution defining the budget and approving the distribution and individual allocation of the reappraisal of the general benefit contribution for the development of a public works program regarding Company property in amount of \$1,163 (December 31, 2018 - \$1,163).
  - Resolutions by means of which a penalty was imposed on the grounds of inadequate offsetting of the Carulla Vivero S.A. 2008 income tax in amount of \$1,088 (December 31, 2018 - \$1,088).
  - Resolution and official assessment imposing penalties on the Parent on the grounds of errors in the self-assessment of contributions to the Social Security System in amount of \$940 (December 31, 2018 - \$940).
- (b) Other proceedings:
- Parent's third-party liability lawsuit amounting to \$1,800 (December 31, 2018 - \$1,531) for alleged injuries to a customer at Éxito Santa Marta store premises.
- (d) Other contingent liabilities:
- On June 1, 2017 the Parent granted a guarantee on behalf of its subsidiary Almacenes Éxito Inversiones S.A.S. in amount of \$2,631 to cover a potential failure to comply with its obligations with one of its main suppliers.
  - On August 15, 2018 and October 31, 2018 subsidiary Éxito Viajes y Turismo S.A.S. granted collaterals in amount of \$526 y \$1,312, respectively, to certain suppliers to protect against potential failure in issuing travel tickets.

These contingent liabilities, whose nature is that of potential liabilities, are not recognized in the statement of financial position; instead, they are disclosed in the notes to the financial statements.

### Note 39. Dividends declared and paid

At September 30, 2019

The Parent's General Meeting of Shareholders held on March 27, 2019, declared a dividend of \$139,706, equivalent to an annual dividend of \$312.12 per share (\*), payable in four quarterly installments and enforceable between the sixth and tenth working day of April, July and October 2019, and January 2020.

(\*) Expressed in Colombian pesos.

Dividends paid during the nine-month period ended September 30, 2019 amounted to \$97,037.

Dividends declared and paid during the nine-month period ended September 30, 2019 to the holders of non-controlling interest in subsidiaries are as follows:

	Dividends declared	Dividends paid
Companhia Brasileira de Distribuição - CBD	90,225	5,870
Grupo Disco del Uruguay S.A.	11,851	10,709
Patrimonio Autónomo Viva Malls	5,677	5,677
Patrimonio Autónomo Viva Villavicencio	5,720	7,394
Éxito Viajes y Turismo S.A.S.	3,831	3,831
Patrimonio Autónomo Centro Comercial	2,593	3,699
Patrimonio Autónomo Viva Laureles	1,160	1,274
Patrimonio Autónomo Viva Sincelejo	1,022	1,262
Patrimonio Autónomo Centro Comercial Viva Barranquilla	936	2,228
Patrimonio Autónomo San Pedro Etapa I	867	1,083
<b>Total</b>	<b>123,882</b>	<b>43,027</b>

At December 31, 2018

The Parent's General Meeting of Shareholders held on March 23, 2018, declared a dividend of \$108,857, equivalent to an annual dividend of \$243.20 per share (\*), payable in four quarterly installments and enforceable between the sixth and tenth working day of April, July and October 2018, and January 2019.

(\*) Expressed in Colombian pesos.

Dividends paid during the annual period ended December 31, 2018 amounted to \$87,072.

Dividends declared and paid during the annual period ended December 31, 2018 to the owners of non-controlling interests in the following subsidiaries are:

	Dividends declared	Dividends paid
Companhia Brasileira de Distribuição - CBD	157,393	184,497
Grupo Disco del Uruguay S.A.	22,310	12,024
Patrimonio Autónomo Viva Villavicencio	7,894	4,900
Éxito Viajes y Turismo S.A.S.	2,457	2,457
Patrimonio Autónomo Viva Malls	2,223	10,123
Patrimonio Autónomo Centro Comercial	2,704	1,878
Patrimonio Autónomo Viva Sincelejo	2,316	1,919
Patrimonio Autónomo Centro Comercial Viva Barranquilla	2,017	2,817
Patrimonio Autónomo Viva Laureles	1,617	1,557
Patrimonio Autónomo San Pedro Etapa I	1,028	802
Éxito Industrias S.A.S.	76	76
Patrimonio Autónomo Viva Palmas	-	604
<b>Total</b>	<b>202,035</b>	<b>223,654</b>

### Note 40. Seasonality of transactions

The Parent's and its subsidiaries' operation cycles indicate certain seasonality in operating and financial results; for the Parent and its Colombian subsidiaries, there is a concentration during the last quarter of the year, mainly because of Christmas and "Special Price Days", which is the second most important promotional event of the year; for foreign subsidiaries there is a concentration during the first half of the year, mainly arising from carnivals and Easter, and during the last quarter of the year, because of Christmas.

## Note 41. Information on operating segments

For organizational and management purposes, until September 30, 2019 the parent and its subsidiaries are focused on seven operating segments divided in four geographic segments, namely Colombia (Éxito, Carulla, Surtimax-Súper Inter and B2B), Brazil (Food), Uruguay and Argentina. For each of the segments there is financial information that is used on an ongoing basis by senior management for making decisions on the operations, allocation of monetary resources and strategic approach.

As a result of the decision to sell the shares held by the Parent in subsidiary Companhia Brasileira de Distribuição – CBD, as mentioned in Note 1.2, in future the Brazil operation will not be deemed an operating segment.

Total assets and liabilities by segment are not specifically reported internally for management purposes and consequently they are not disclosed in the framework of IFRS 8 - Operating segments.

Reportable segments include development of the following activities:

### Colombia:

- Éxito: The most significant products and services in this segment come solely from retailing activities, with stores under the banner Éxito.
- Carulla: The most significant products and services in this segment come solely from retailing activities, with stores under the banner Carulla.
- Surtimax-Súper Inter: The most significant products and services in this segment come solely from retailing activities, with stores under the banners Surtimax and Súper Inter.
- B2B: The most significant products and services in this segment come solely from retailing activities in B2B format and with stores under the banner Surti wholesaler.

### Argentina:

- The most significant products and services in this segment come solely from retailing activities in Argentina, with stores under the banners Libertad and Mini Libertad.

### Uruguay:

- The most significant products and services in this segment come solely from retailing activities in Uruguay, with stores under the banners Disco, Devoto and Géant.

Accounting policies of segments being reported are the same as the Parent's accounting policies described in Note 4.

The Parent discloses information by segment pursuant to IFRS 8 - Operating segments, which are defined as a component of an entity with separate financial information assessed by senior management on an ongoing basis.

Sales by each segment for the periods ended September 30, 2019 and September 30, 2018 are as follows:

Geographic segment	Operating segment	January 1 to September 30, 2019	January 1 to September 30, 2018	July 1 to September 30, 2019	July 1 to September 30, 2018
Colombia	Éxito	5,472,493	5,193,733	1,843,052	1,724,711
	Carulla	1,121,321	1,096,955	377,560	366,482
	Surtimax-Súper Inter	889,470	974,306	292,848	310,556
	B2B	439,678	375,887	159,667	141,766
Argentina		648,187	830,893	156,616	234,264
Uruguay		1,855,857	1,862,951	598,234	572,825
<b>Total sales</b>		<b>10,427,006</b>	<b>10,334,725</b>	<b>3,427,977</b>	<b>3,350,604</b>
Eliminations		(3,105)	(5,091)	(3,105)	(3,100)
<b>Consolidated total (Note 28)</b>		<b>10,423,901</b>	<b>10,329,634</b>	<b>3,424,872</b>	<b>3,347,504</b>

Below is additional information by geographic segment:

At September 30, 2019						
	Colombia	Argentina (1)	Uruguay (1)	Total	Eliminations (2)	Total
Retail sales	7,922,962	648,187	1,855,857	10,427,006	(3,105)	10,423,901
Trade margin	1,909,022	227,599	635,834	2,772,455	(2,660)	2,769,795
Total recurring expenses	(1,624,327)	(223,616)	(497,281)	(2,345,224)	2,689	(2,342,535)
ROI	284,695	3,983	138,553	427,231	29	427,260
Recurring Ebitda	618,736	14,237	176,359	809,332	29	809,361

At September 30, 2018						
	Colombia	Argentina (1)	Uruguay (1)	Total	Eliminations (2)	Total
Retail sales	7,640,881	830,893	1,862,951	10,334,725	(5,091)	10,329,634
Trade margin (3)	1,850,204	303,770	638,223	2,792,197	(3,228)	2,788,969
Total recurring expenses (3)	(1,573,812)	(284,352)	(497,176)	(2,355,340)	3,228	(2,352,112)
ROI (3)	276,392	19,418	141,047	436,857	0	436,857
Recurring Ebitda (3)	594,923	29,632	177,436	801,991	0	801,991

(1) For information reporting purposes, non-operating companies (holding companies that hold interests in the operating companies) are allocated by segments to the geographic area to which the operating companies belong. Should a holding company hold interests in various operating companies, it is allocated to the most significant operating company.

(2) Relates to the balances of transactions carried out between segments, which are eliminated in the process of consolidation of financial statements.

(3) Estimation of figures based on restated amounts that include the effect of the adjustments arising from the retrospective application of IFRS 16 - Leases, adopted as of January 1, 2019.

#### Note 42. Financial risk management policy

During the nine-month period ended September 30, 2019, there have not been significant changes to the Parent's and its subsidiaries' risk management policies as applied at December 31, 2018, nor changes in the analysis of risk factors that might have an effect on them, such as the general risk management framework, financial risk management, credit risk, market risk, interest rate risk, currency risk, stock pricing risk and liquidity risk.

At December 31, 2018, the Parent submitted a detail of its risk management policies, which are duly supported in the financial statements at the closing of such year.

#### Note 43. Non-current Assets and Liabilities held for trading and Discontinued operations

##### Non-current assets and liabilities held for trading

As of June 2018, Parent management started a plan to sell certain property to structure projects that allow using such real estate property, increase the potential future selling price and generate resources to the Parent. Consequently, certain property, plant and equipment and certain investment property were classified as non-current assets held for trading.

As mentioned in paragraph 1.2, on the grounds of the authorization issued by the Parent's Board of Directors, and on the endorsement thereto by the General Meeting of Shareholders, by means of which decision was made to sell the shares held in operating subsidiary Companhia Brasileira de Distribuição - CBD and in holding subsidiaries Ségisor S.A. and Wilkes Participações S.A., the assets and liabilities of these subsidiaries at September 30, 2019 were reclassified to non-current assets held for trading.

The balance of non-current assets held for trading, included in the statement of financial position is as follows:

	September 30, 2019	December 31, 2018 (1)	December 31, 2018
Assets of Companhia Brasileira de Distribuição - CBD and Libertad S.A. (Note 43.1) (2)	41,576,138	-	-
Property, plant and equipment (3)	16,489	51,577	51,577
Investment property (4)	10,155	10,119	10,119
Assets of Via Varejo S.A. (Note 43.1) (1) (5)	-	23,511,145	20,227,416
<b>Total</b>	<b>41,602,782</b>	<b>23,572,841</b>	<b>20,289,112</b>

The balance of non-current liabilities held for trading, included in the statement of financial position is as follows:

	September 30, 2019	December 31, 2018 (1)	December 31, 2018
Liabilities of Companhia Brasileira de Distribuição - CBD and Libertad S.A. (Note 43.1) (2)	29,564,865	-	-
Liabilities of Via Varejo S.A. (Note 43.1) (1) (5)	-	19,618,293	16,458,772
<b>Total</b>	<b>29,564,865</b>	<b>19,618,293</b>	<b>16,458,772</b>

(1) Restated amounts that include the effect of the adjustments arising from the retrospective application of IFRS 16 - Leases, adopted as of January 1, 2019.

(2) Includes the assets and liabilities of Companhia Brasileira de Distribuição – CBD, Ségisor S.A. and Wilkes Participações S.A., as follows:

<u>Current assets</u>	
Cash and cash equivalents	10,610,011
Trade receivables and other accounts receivable	612,839
Prepaid expenses	144,820
Accounts receivable from related parties	17,667
Inventories	5,033,393
Other financial assets	218,222
Tax assets	721,543
<u>Non-current assets</u>	
Trade receivables and other accounts receivable	110,398
Prepaid expenses	13,216
Accounts receivable from related parties	31,257
Other financial assets	698,268
Property, plant and equipment, net	8,871,033
Use rights, net	3,942,148
Goodwill	2,750,296
Intangible assets other than goodwill, net	4,971,359
Investments accounted for using the equity method	230,043
Tax assets	2,416,621
Deferred tax assets	183,004
<b>Total assets</b>	<b>41,576,138</b>
<u>Current liabilities</u>	
Accounts payable to related parties	169,195
Financial liabilities	985,896
Other provisions	17,232
Trade payables and other accounts payable	6,762,728
Lease liabilities	567,869
Tax liabilities	260,661
Other financial liabilities	3,699,316
Other non-financial liabilities	111,914
<u>Non-current liabilities</u>	
Financial liabilities	1,566,477
Other provisions	2,279,228
Trade payables and other accounts payable	56,786
Lease liabilities	3,517,178
Deferred tax liabilities	1,265,399
Tax liabilities	332,354
Other financial liabilities	7,949,269
Other non-financial liabilities	23,363
<b>Total liabilities</b>	<b>29,564,865</b>

(3) Represents the following real estate property:

	September 30, 2019	December 31, 2018
Hotel Cota plot of land and project	16,489	16,489
Lote NAR (a)	-	20,546
Lote Paraná (b)	-	9,301
Lote John Boyd (b)	-	5,241
<b>Total</b>	<b>16,489</b>	<b>51,577</b>

- (a) The decrease represents the transfer of the balance of such property at September 30, 2019 to non-current assets held for trading, relevant to subsidiary Companhia Brasileira de Distribuição – CBD.
- (b) Plots of land sold during 2019.
- (4) Represents the following real estate property:

	September 30, 2019	December 31, 2018
Lote La Secreta (land)	5,960	5,960
Kennedy trade premises (building)	1,640	1,640
Kennedy trade premises (land)	1,229	1,229
Lote Casa Vizcaya (land)	595	595
Pereira Plaza trade premises (building)	556	556
Lote La Secreta (construction in progress)	175	139
<b>Total</b>	<b>10,155</b>	<b>10,119</b>

- (5) The assets and liabilities of Via Varejo S.A. were sold on June 15, 2019.

The Parent believes that such assets will be sold during 2019.

No revenue or expense have been recognized in income or in other comprehensive income related with the group of assets for disposal.

#### Discontinued operations

Based on that mentioned in the preceding paragraph regarding assets and liabilities held for trading of subsidiary Companhia Brasileira de Distribuição – CBD and subsidiaries holding Ségisor S.A. and Wilkes Participações S.A., retained earnings of these subsidiaries at September 30, 2019 are shown in the consolidated statement of income under net income from discontinued operations, as an item separate from other consolidated income of the Parent and its subsidiaries.

In August 2019 the Parent decided to close the commercial operation of subsidiary Gemex O&W S.A.S. On the grounds of this decision, retained earnings of this subsidiary at September 30, 2019 are shown in the consolidated statement of income under the net income of discontinued operations, as an item separate from other consolidated income of the Parent and its subsidiaries.

The effect of such discontinued operations in the consolidated statement of income is as follows:

	January 1 to September 30, 2019	January 1 to September 30, 2018 (1)	July 1 to September 30, 2019	July 1 to September 30, 2018 (1)
Via Varejo S.A. net gain (Note 43.1) (1)	510,072	265,529	24,920	63,140
Net income of Companhia Brasileira de Distribuição - CBD (Note 43.2) (1) (2)	289,280	468,674	144,146	81,104
Net income of Gemex O & W S.A.S. (Note 43.3)	(9,357)	(3,109)	(5,493)	(1,020)
<b>Net gain from discontinued operations</b>	<b>789,995</b>	<b>731,094</b>	<b>163,573</b>	<b>143,224</b>

- (1) Restated amounts that include the effect of the adjustments arising from the retrospective application of IFRS 16 - Leases, adopted as of January 1, 2019.
- (2) Includes the assets and liabilities of Companhia Brasileira de Distribuição – CBD, Ségisor S.A. and Wilkes Participações S.A.

#### **Note 43.1. Via Varejo S.A.**

On November 23, 2016, the Board of Directors of Companhia Brasileira de Distribuição – CBD approved that the Administration Board started the process to sell the interest in Via Varejo S.A. in line with its long-term strategy of focusing on the development of the food segment.

Pursuant to IFRS 5 - Non-Current Assets Held for Trading and Discontinued Operations, the Parent is of the opinion that given the effort applied, the sale was highly likely, which involved the presentation of Via Varejo S.A.'s (and its subsidiary Cnova Comercio Electronico S.A.'s) net results after taxes in one single line in the statement of income and the balances of assets and liabilities as held for trading and discontinued operations.

As result of the efforts applied during more than one year, finally the assets and liabilities of Via Varejo S.A. available for sale were sold on June 15, 2019.

The effects of the sale of the assets and liabilities of Via Varejo S.A. are:

Selling price	2,132,244
Cost of sales	(1,629,872)
<b>Gain from the sale</b>	<b>502,372</b>

Profit is attributable to:

<b>Owners of the controlling entity</b>	<b>9,929</b>
<b>Non-controlling interests</b>	<b>492,443</b>

Below is the result of Via Varejo S.A.'s discontinued operation:

	January 1 to September 30, 2019	January 1 to September 30, 2018 (1)	July 1 to September 30, 2019	July 1 to September 30, 2018 (1)
Net result of the discontinued operation	7,700	265,529	24,920	63,140
Net effect of the sale of the discontinued operation	502,372	-	-	-
<b>Total net gain from the discontinued operation</b>	<b>510,072</b>	<b>265,529</b>	<b>24,920</b>	<b>63,140</b>
<b>Profit is attributable to:</b>				
<b>Owners of the controlling entity</b>	<b>3,671</b>	<b>14,714</b>	<b>3,551</b>	<b>(15,989)</b>
Non-controlling interests	506,401	250,815	21,369	79,129

Below is a summary cash flows of the discontinued operation of Via Varejo S.A.:

	January 1 to September 30, 2019	January 1 to September 30, 2018 (1)	January 1 to September 30, 2018
Net cash flows (used in) operating activities	(2,182,437)	(1,217,694)	(1,635,419)
Net cash flows (used in) investment activities	(193,443)	(306,439)	(344,341)
Net cash flows (used in) financing activities	(538,169)	(999,960)	(544,333)
Translation difference	(66,114)	78,740	(368,556)
<b>Net development of cash and cash equivalents</b>	<b>(2,980,163)</b>	<b>(2,445,353)</b>	<b>(2,892,649)</b>

(1) Restated amounts that include the effect of the adjustments arising from the retrospective application of IFRS 16 - Leases, adopted as of January 1, 2019.

#### Note 43.2. Companhia Brasileira de Distribuição – CBD, Ségisor S.A. and Wilkes Participações S.A.

Below is the result of the discontinued operation of Companhia Brasileira de Distribuição – CBD, Ségisor S.A. and Wilkes Participações S.A.:

	January 1 to September 30, 2019	January 1 to September 30, 2018 (1)	July 1 to September 30, 2019	July 1 to September 30, 2018 (1)
Revenue from ordinary activities	32,778,161	28,528,366	11,392,585	9,213,504
Cost of sales	(25,698,830)	(21,769,464)	(8,968,867)	(7,185,123)
<b>Gross profit</b>	<b>7,079,331</b>	<b>6,758,902</b>	<b>2,423,718</b>	<b>2,028,381</b>
Distribution, administration and sales expenses	(5,808,880)	(5,292,095)	(1,910,258)	(1,692,307)
Gain from investments accounted for using the equity method	(7,368)	(50,525)	14,810	(13,768)
Other (expenses) revenue, net	(176,074)	(83,978)	(152,864)	13,687
<b>Profit from operating activities</b>	<b>1,087,009</b>	<b>1,332,304</b>	<b>375,406</b>	<b>335,993</b>
Financial revenue and expenses, net	(610,924)	(658,648)	(127,294)	(205,408)
<b>Earnings before income tax</b>	<b>476,085</b>	<b>673,656</b>	<b>248,112</b>	<b>130,585</b>
Tax (expense)	(186,805)	(204,982)	(103,966)	(49,481)
<b>Net period profit from the discontinued operation</b>	<b>289,280</b>	<b>468,674</b>	<b>144,146</b>	<b>81,104</b>
<b>Profit is attributable to:</b>				
<b>Owners of the controlling entity</b>	<b>38,328</b>	<b>77,881</b>	<b>25,052</b>	<b>8,382</b>
Non-controlling interests	250,952	390,793	119,094	72,722

(1) Restated amounts that include the effect of the adjustments arising from the retrospective application of IFRS 16 - Leases, adopted as of January 1, 2019.

Below is a summarized cash flow of the discontinued operation of Companhia Brasileira de Distribuição – CBD, Ségisor S.A. and Wilkes Participações S.A.:

	January 1 to September 30, 2019	January 1 to September 30, 2018 (1)	January 1 to September 30, 2018
Net cash flows (used in) operating activities	(525,046)	(1,118,275)	(1,494,672)
Net cash flows (used in) investment activities	(223,750)	(2,104,773)	(1,280,593)
Net cash flows provided by financing activities	7,668,301	2,282,655	2,076,740
Difference from currency translation	(35,882)	(533,901)	(56,682)
<b>Net development of cash and cash equivalents</b>	<b>6,883,623</b>	<b>(1,474,294)</b>	<b>(755,207)</b>

(1) Restated amounts that include the effect of the adjustments arising from the retrospective application of IFRS 16 - Leases, adopted as of January 1, 2019.

#### Note 43.3. Gemex O & W S.A.S.

Below is the result of Gemex O & W S.A.S' discontinued operation:

	January 1 to September 30, 2019	January 1 to September 30, 2018 (1)	July 1 to September 30, 2019	July 1 to September 30, 2018 (1)
Revenue from ordinary activities	13,517	18,811	3,401	7,550
Cost of sales	(10,260)	(10,109)	(3,900)	(4,192)
<b>Gross profit</b>	<b>3,257</b>	<b>8,702</b>	<b>(499)</b>	<b>3,358</b>
Distribution, administration and sales expenses	(9,830)	(11,948)	(3,280)	(4,486)
Other (expenses) revenue, net	(1,309)	(75)	(1,321)	-
<b>Profit from operating activities</b>	<b>(7,882)</b>	<b>(3,321)</b>	<b>(5,100)</b>	<b>(1,128)</b>
Financial revenue and expenses, net	(1,238)	(1,259)	(393)	(425)
<b>Earnings before income tax</b>	<b>(9,120)</b>	<b>(4,580)</b>	<b>(5,493)</b>	<b>(1,553)</b>
Tax (expense)	(237)	1,471	-	533
<b>Net period profit from the discontinued operation</b>	<b>(9,357)</b>	<b>(3,109)</b>	<b>(5,493)</b>	<b>(1,020)</b>
<b>Profit is attributable to:</b>				
<b>Owners of the controlling entity</b>	<b>(7,953)</b>	<b>(2,643)</b>	<b>(4,669)</b>	<b>(867)</b>
Non-controlling interests	(1,404)	(466)	(824)	(153)

(1) Restated amounts that include the effect of the adjustments arising from the retrospective application of IFRS 16 - Leases, adopted as of January 1, 2019.

Below is the result of Gemex O & W S.A.S' discontinued operation:

	January 1 to September 30, 2019	January 1 to September 30, 2018
Net cash flows (used in) operating activities	(185)	345
Net cash flows (used in) investment activities	(108)	(330)
Net cash flows provided by financing activities	1	3
<b>Net development of cash and cash equivalents</b>	<b>(292)</b>	<b>18</b>



#### **Note 44. Facts and circumstances that extend to more than one year the selling period of investment properties held for trading.**

##### Progress in the selling process

At September 30, 2019, external factors out of the control of Parent management related with the general shrinking of the real-estate market dynamics, as well as the failure to achieve offers that were reasonable and of benefit to the Parent caused management to reconsider the original selling schedule whose completion had been forecasted for the first half of 2019.

Some of the external factors that influenced the sale transaction schedule at the closing of September 30, 2019 were:

- During the end of 2018, the national politics environment arising from the most polarized nation-wide elections in the recent history of the country, namely the elections to the National Congress on March 11, 2018 and the Presidential Elections on May 27, 2018 (first round) and on June 17, 2018 (second round), resulted in the general uncertainty of investors and the decrease of investors' appetite for real-estate property.
- Economic indicators relevant to construction as prepared by the National Department of Statistics (DANE by its Spanish acronym) evidenced that at the closing of 2018 the sector reached a weak 0.3% YTD growth as compared to 2017, and only grew by 0.9% during the last quarter of 2018.
- The beginning of 2019 was not positive; the real-estate market expected recovery signs and particularly the construction industry; general dynamics contracted and resulted in a decrease in proposals of potential investors willing to acquire assets. During the first quarter of 2019, the industry contracted even more (-5.6%) as compared to the same period of 2018 (-0.9%). According to economic studies by the Cámara Colombiana de la Construcción – CAMACOL, even if the granting of housing and other construction licenses slowly recovered by 1.2% as compared to the first quarter of 2018, a significant decrease (-11.8%) was carried forward.
- Neither the Economic Indicators Around Construction (IEAC) prepared by the National Department of Statistics - DANE were encouraging since they showed that during the first quarter of 2019 (January to March), the GDP at constant prices grew by 2.8% as compared to the same quarter of 2018; however, a 5.6% decrease in the added value of the construction segment was identified when analyzing the result of the added value by large segments of the industry. Such result is mainly explained by the annual negative variation in the subsegments of construction of residential and non-residential buildings (-8.8%) and the added value of specialized activities (-5.9%).

Since June 2018, actions taken by Parent management to accomplish the sale of real-estate assets have been concrete and focused on each property, seeking to guarantee the feasibility of the sale, ensure that property is cured and obtain added-value economic proposals.

In pursuing this effort, the Parent retained independent realtors who joined the internal teams of experts in the market potential. Developments are as follows:

- (a) Lote La Secreta: in process of consolidating ownership, opening the auction for awarding, cancelling easements before controlling agencies, structuring the project by steps (architectural concept, public utilities feasibility analysis and analysis of proposals submitted by potential buyers).
- (b) Kennedy Trade Premises: the independent retailer has been hired and is in the process of offering the property to the present lessor in pursuance of the preferential rights under the lease contract.
- (c) Pereira Plaza Trade Premises: in process of analyzing offers submitted by interested parties.
- (d) Casa Vizcaya plot of land: closing negotiations with buyer.
- (e) Hotel Cota plot of land and project: analysis of offers by interested parties in process.

The Parent continues strongly committed to the selling process of such assets.

#### **Note 45. Relevant facts**

##### **At September 30, 2019**

##### General Meeting of Shareholders

The Company's General Meeting of Shareholders was held on March 28, 2019, to resolve, among other topics, on the approval of the Management Report, approval of separate and consolidated financial statements at December 31, 2018 and approval of dividend distribution to shareholders.

#### Sale of Via Varejo S.A.

As result of the efforts made over more than one year, on June 15, 2019 the assets and liabilities of Via Varejo S.A, classified under assets held for trading, were sold. The effects of this transaction are disclosed in Note 43.3.

#### Proposal to acquire the interest held by the Company in subsidiary Companhia Brasileira de Distribuição -CBD by its controlling entity Casino Guichard-Perrachon S.A.

On July 24, 2019, as part of its plan to simplify the investment structure, Casino Guichard-Perrachon S.A. submitted to the Company a proposal to purchase, through Segisor S.A., the indirect interest in and control over its subsidiary Companhia Brasileira de Distribuição - CBD at a price set from BRL 109 per share.

#### Takeover bid issued by its subsidiary Companhia Brasileira de Distribuição - CBD

On July 24, 2019, subsidiary Companhia Brasileira de Distribuição - CBD issued, through one of its subsidiaries, a takeover bid on 100% of the shares of its Parent Almacenes Éxito S.A., at a price of \$18,000 (\*) per share.

This takeover bid shall be filed with the Colombian Finance Superintendence once the Company has approved the offer of Casino Guichard-Perrachon S.A. to buy the indirect interest in and control over its subsidiary Companhia Brasileira de Distribuição - CBD.

(\*) Expressed in Colombian pesos.

#### Start of the process to assess the sale of the shares held in Companhia Brasileira de Distribuição -CBD

The Audit and Risk Committee of the Company met on July 30, 2019 to start the process of assessing the sale of the indirect interest in and control over Companhia Brasileira de Distribuição -CBD, in accordance with the terms of the purchase proposal submitted by Casino Guichard-Perrachon S.A. An independent financial advisor was appointed as part of the process to analyze the purchase proposal and present recommendations to the Board of the Company no later than August 31, 2019.

#### Amendment to the proposal to acquire the interest held by the Company in subsidiary Companhia Brasileira de Distribuição -CBD by its controlling entity Casino Guichard-Perrachon S.A.

On August 19, 2019, Casino Guichard-Perrachon S.A. submitted to the Company a new offer amending that originally submitted on July 24, 2019 regarding the purchase of the indirect interest and control over its subsidiary Companhia Brasileira de Distribuição – CBD through Segisor S.A. The new price offered is BRL 113 per share, translated into US Dollars at the average exchange rate of the 30 common days ending on the fifth calendar day prior to the closing of the transaction.

#### Completion of the process to assess the sale of the shares held in Companhia Brasileira de Distribuição -CBD

On August 26, 2019 the Audit and Risk Committee of the Company issued a positive assessment to the Board of Directors regarding the offer submitted by Casino Guichard-Perrachon S.A. regarding the purchase at BRL 113 per share of the indirect interest and control over subsidiary Companhia Brasileira de Distribuição – CBD through Segisor S.A., on the grounds that the offer meets the standards, principles and criteria set by the Policy on Transactions with Related Parties of the Company, corporate guidelines and the law.

#### Call to an extraordinary meeting of the General Meeting of Shareholders

On August 27, 2019, and as a result of the positive assessment by the Audit and Risk Committee of the Company regarding the offer submitted by Casino Guichard-Perrachon S.A. on the purchase of the indirect interest and control over subsidiary Companhia Brasileira de Distribuição – CBD through Segisor S.A., the Board of Directors and the CEO of the Company called an extraordinary meeting of the General Meeting of Shareholders to be held on September 12, 2019.

#### Authorization to accept the offer on the sale of the shares held in Companhia Brasileira de Distribuição – CBD

On September 12, 2019 the Board of Directors held a meeting to deliberate on and assess the terms and conditions of the offer submitted by Casino Guichard-Perrachon S.A. regarding the purchase of the indirect interest and control over subsidiary Companhia Brasileira de Distribuição – CBD through Segisor S.A.

As part of the deliberation and assessment process regarding the terms and conditions of the offer, the Board took into consideration the assessment carried out by the Audit and Risk Committee and the opinions of independent advisors retained by the Company as well as the principles and criteria set by the Policy on Transactions with Related Parties, and other aspects such as the classification of the transaction under assessment, the price thereof, the coincidence with market conditions and the convenience of the transaction to the Company.

On the grounds of the analysis carried out, the Board of Directors adopted the assessment, conclusions and recommendations of the Audit and Risk Committee of the Company regarding the transaction, as the Board considered that the transaction meets the standards, principles and criteria set by the Policy on Transactions with Related Parties, corporate guidelines and the law, and consequently it proposed the approval thereof by the General Meeting of Shareholders.

Based on the above, the Board of Directors approved the transaction and authorized the CEO and the legal representatives of the Company to enter and execute, without limitation as to the amounts, all actions required to complete the transaction.

#### Extraordinary meeting of the General Meeting of Shareholders

During an extraordinary meeting held on September 12, 2019, the General Meeting of Shareholders decided, among other, on the following matters:

- Authorized the Board of Directors of the Company to deliberate and decide on the authorization to approve the offer submitted by Casino Guichard-Perrachon S.A. regarding the purchase of the indirect interest and control over subsidiary Companhia Brasileira de Distribuição – CBD through Segisor S.A.
- Approved the authorization by the Board of Directors of the offer submitted by Casino Guichard-Perrachon S.A. regarding the purchase of the indirect interest and control over subsidiary Companhia Brasileira de Distribuição – CBD through Segisor S.A.
- Authorized the CEO and the legal representatives of the Company to enter and execute, without limitation as to the amounts, all actions required to complete the transaction.

#### **At December 31, 2018**

##### General Meeting of Shareholders

The Company's General Meeting of Shareholders was held on March 23, 2018, to resolve, among other topics, on the approval of the Management Report, approval of separate and consolidated financial statements at December 31, 2017 and approval of dividend distribution to shareholders.

##### Sale of interest in the equity of Vía Varejo S.A.

An agreement was reached on December 21, 2018 to sell 3.86% of the interest in the equity of Vía Varejo S.A. through a total-return swap (TRS) transaction. Through this transaction, amounts received are subject to further adjustment from the subsequent resale of the shares in the market during the contract term.

##### Contribution to Patrimonio Autónomo Viva Malls

On December 28, 2018 the Parent made an additional contribution of the following assets to Patrimonio Autónomo Viva Malls, as part of the memorandum of understanding executed on December 23, 2016 with Fondo Inmobiliario Colombia:

##### Fiduciary interests:

- Patrimonio Autónomo Viva Villavicencio,
- Patrimonio Autónomo Centro Comercial,
- Patrimonio Autónomo Viva Sincelejo, and
- Patrimonio Autónomo San Pedro Etapa I.

##### Real estate property:

- Lote Sincelejo, and
- Lote Fontibón.

With the mentioned contributions, the Parent remains the trustor with 51% of interest in Patrimonio Autónomo Viva Malls, but changed its interest in contributed Patrimonios from 51% to 26.01%

#### **Note 46. Events after the reporting period**

##### Filing before the Colombian Financial Superintendence of the takeover bid by subsidiary Companhia Brasileira de Distribuição – CBD for the shares of the Company.

On October 19, 2019 Sendas Distribuidora S.A., a subsidiary of Companhia Brasileira de Distribuição – CBD, published in Colombia the first takeover bid notice regarding Company shares. Based on such notice and during the period between October 28, 2019 and November 19, 2019, existing shareholders of the Company must decide whether they accept the offer or refuse to sell their shares.

Upon publication of such notice, subsequent to the authorization granted on October 17, 2019 by the Colombian Financial Superintendence, and as foreseen in sections 6.2.1 and 6.2.2 of the share purchase agreement executed with Casino Guichard-Perrachon S.A. on September 12, 2019 regarding the purchase of the indirect interest and control over subsidiary Companhia Brasileira de Distribuição – CBD through Segisor S.A, the French shareholders agreement, the shareholders agreement with Wilkes and the shareholders agreement with CBD shall automatically terminate with no further formalities, with the consequence that as of October 17, 2019 the Company no longer has indirect control over subsidiary Companhia Brasileira de Distribuição – CBD through Segisor S.A.

**Note 47. Information regarding the adoption of IFRS 16**

The Parent and its subsidiaries started to apply IFRS 16 - Leases as of January 1, 2019. This standard requires recognizing a use right asset and a lease liability.

Use rights assets are assets representing the right of the Parent and its subsidiaries as lessees to use an underlying asset during the term of a lease agreement. The liability represents future payments under the lease agreement.

The Parent and its subsidiaries elected to apply the standard retrospectively, as if it had been applied from the start date of all lease agreements. For comparison purposes, the Parent and its subsidiaries have prepared the financial statements of prior periods including the effects of adopting IFRS 16.

As a result of adoption:

- Use right assets were recognized;
- Lease liabilities were recognized;
- Lease expenses were eliminated (fixed payments under lease agreements);
- Depreciation of use rights was recognized;
- Interest expense was recognized upon measurement of lease liabilities using the effective interest method.
- Fixed payments made and new amendments to the lease agreement were recognized under lease liabilities.
- The effects on deferred tax arising from temporary differences resulting upon recognition of use rights and lease liabilities were recognized.

The effects shown in the statement of financial position at December 31, 2018 are:

	December 31, 2018 with IFRS 16	December 31, 2018 without IFRS 16	IFRS 16 adjustment
<b>Current assets</b>			
Cash and cash equivalents	5,973,680	5,973,680	
Trade receivables and other accounts receivable	1,000,267	1,000,298	(31) (1)
Prepaid expenses	143,889	156,829	(12,940) (2)
Accounts receivable from related parties	131,720	131,720	
Inventories	6,720,396	6,720,396	
Other financial assets	141,214	141,214	
Tax assets	724,290	724,290	
Non-current assets held for trading	23,572,841	20,289,112	3,283,729 (3)
<b>Total current assets</b>	<b>38,408,297</b>	<b>35,137,539</b>	<b>3,270,758</b>
<b>Non-current assets</b>			
Trade receivables and other accounts receivable	135,284	135,284	
Prepaid expenses	14,751	59,912	(45,161) (2)
Accounts receivable from related parties	28,316	28,316	
Other financial assets	754,065	754,065	
Property, plant and equipment, net	12,317,515	12,334,581	(17,066) (4)
Investment property, net	1,633,625	1,633,625	
Use rights, net	5,141,400	-	5,141,400 (5)
Goodwill	5,436,868	5,436,868	
Intangible assets other than goodwill, net	5,199,801	5,767,176	(567,375) (6)
Investments accounted for using the equity method	804,400	814,039	(9,639) (7)
Tax assets	2,302,451	2,302,451	
Deferred tax assets	133,991	67,512	66,479 (8)
Other non-financial assets	398	398	
<b>Total non-current assets</b>	<b>33,902,865</b>	<b>29,334,227</b>	<b>4,568,638</b>
<b>Total assets</b>	<b>72,311,162</b>	<b>64,471,766</b>	<b>7,839,396</b>
<b>Current liabilities</b>			
Accounts payable to related parties	236,698	236,698	
Financial liabilities	2,291,116	2,320,200	(29,084) (9)
Employee benefits	3,657	3,657	
Other provisions	36,997	36,997	
Trade payables and other accounts payable	13,117,074	13,226,708	(109,634) (10)
Lease liabilities	858,349	-	858,349 (11)
Tax liabilities	298,699	298,699	
Other financial liabilities	1,037,191	1,037,191	
Other non-financial liabilities	338,735	338,735	
Non-current liabilities held for trading	19,618,293	16,458,772	3,159,521 (3)
<b>Total current liabilities</b>	<b>37,836,809</b>	<b>33,957,657</b>	<b>3,879,152</b>
<b>Non-current liabilities</b>			
Financial liabilities	4,633,554	4,732,106	(98,552)
Employee benefits	27,680	27,680	
Other provisions	2,330,648	2,330,648	
Trade payables and other accounts payable	40,720	40,720	
Lease liabilities	4,577,359	-	4,577,359 (11)
Deferred tax liabilities	1,409,857	1,433,191	(23,334) (8)
Tax liabilities	397,014	397,014	
Other financial liabilities	2,583,089	2,583,089	
Other non-financial liabilities	11,963	11,963	
<b>Total non-current liabilities</b>	<b>16,011,884</b>	<b>11,556,411</b>	<b>4,455,473</b>
<b>Total liabilities</b>	<b>53,848,693</b>	<b>45,514,068</b>	<b>8,334,625</b>
<b>Shareholders' equity</b>	<b>18,462,469</b>	<b>18,957,698</b>	<b>(495,229)</b>
<b>Total liabilities and shareholders' equity</b>	<b>72,311,162</b>	<b>64,471,766</b>	<b>7,839,396</b>

(1) The adjustment represents the derecognition of the balance receivable of subsidiaries Grupo Disco del Uruguay S.A., Mercados Devoto S.A. and Devoto Hermanos S.A. for the commission to gain lease agreements, which was taken into consideration when measuring the use right.

(2) The adjustment represents the derecognition of advance payment by subsidiary Companhia Brasileira de Distribuição - CBD for the commission to gain lease agreements, which was taken into consideration when measuring the use right.

(3) The adjustment represents the recognition of adjustments arising from the retrospective application of IFRS 16 - Leases by Via Varejo S.A.

- (4) The adjustment represents the reclassification to use rights of certain assets and accrued depreciation thereof that used to be properly recognized as property, plant and equipment and were related to finance leases.
- (5) The adjustment represents the recognition of use rights.
- (6) The adjustment to these accounts arises from the classification as use rights of intangible assets other than goodwill and accrued amortization thereof that represented costs required to gain lease contracts which should have been considered when measuring the use right. In addition, it also arises from the classification as use rights of certain computer software and amortization thereof.
- (7) The adjustment represents the recognition of the effects of application of this standard on the equity of investments accounted for using the equity method.
- (8) The adjustment represents the effects on deferred tax from the temporary difference resulting upon recognition of use rights and lease liabilities.
- (9) The adjustment represents the reclassification of finance leases to lease liabilities regarding certain contracts on assets that were properly recorded as finance leases.
- (10) Adjustment to these accounts arises from the reclassification to lease liabilities of fixed-payment liabilities under lease agreements.
- (11) The adjustment represents the recognition of lease liabilities.

The effects shown in the statement of income at September 30, 2018 are:

	January 1 to September 30, 2018 with IFRS 16	January 1 to September 30, 2018 without IFRS 16	IFRS 16 adjustment	
<b>Continuing operations</b>				
Revenue from ordinary activities under contracts with customers	39,370,408	39,370,408		
Cost of sales	(29,813,834)	(29,844,558)	30,724	(12)
<b>Gross profit</b>	<b>9,556,574</b>	<b>9,525,850</b>	<b>30,724</b>	
Distribution expenses	(3,804,358)	(4,015,177)	210,819	(12)
Administration and sales expenses	(532,603)	(542,615)	10,012	(12)
Employee benefit expenses	(3,335,908)	(3,335,908)		
Other operating revenue	77,013	77,013		
Other operating expenses	(146,922)	(146,922)		
Other net (losses)	(33,305)	(38,441)	5,136	(13)
<b>Profit from operating activities</b>	<b>1,780,491</b>	<b>1,523,800</b>	<b>256,691</b>	
Financial revenue	367,027	366,657	370	
Financial expenses	(1,433,608)	(1,024,153)	(409,455)	(14)
Share of profits in associates and joint ventures accounted for using the equity method.	(38,031)	(29,285)	(8,746)	(15)
<b>Profit from continuing operations before income tax</b>	<b>675,879</b>	<b>837,019</b>	<b>(161,140)</b>	
Tax expense	(144,373)	(185,366)	40,993	(16)
<b>Net period profit from continuing operations</b>	<b>531,506</b>	<b>651,653</b>	<b>(120,147)</b>	
Net period profit from discontinued operations	265,529	132,453	133,076	
<b>Net period profit</b>	<b>797,035</b>	<b>784,106</b>	<b>(12,929)</b>	
<b>Profit attributable to the shareholders of the controlling entity</b>	<b>92,405</b>	<b>119,312</b>	<b>(26,906)</b>	

- (12) The adjustment relates to the derecognition of fixed payments under lease agreements and the recognition of the depreciation of use rights.
- (13) The adjustment represents the recognition of revenue arising from the derecognition of use rights and liabilities from the early termination of lease agreements.
- (14) The adjustment represents the recognition of interest expense upon measurement of lease liabilities using the effective interest method.
- (15) The adjustment represents the recognition of the effects of application of this IFRS on the income of subsidiaries that are accounted for using the equity method.
- (16) The adjustment represents the recognition of the effects of application of this IFRS on deferred tax revenue.

The effects shown in the statement of comprehensive income at September 30, 2018 are:

	January 1 to September 30, 2018 with IFRS 16	January 1 to September 30, 2018 without IFRS 16	IFRS 16 adjustment
<b>Net income for the period</b>	<b>797,034</b>	<b>784,106</b>	<b>12,928</b>
<b>Other comprehensive income for the period</b>			
<b>Components of other comprehensive income that will not be reclassified to period results, net of taxes</b>			
(Loss) from investments in equity instruments	(97,046)	(97,046)	-
<b>Total other comprehensive income that will not be reclassified to period results, net of taxes</b>	<b>(97,046)</b>	<b>(97,046)</b>	<b>-</b>
<b>Components of other comprehensive income that will be reclassified to period results, net of taxes</b>			
(Loss) from translation exchange differences	(3,155,156)	(3,272,458)	117,302 (17)
Gain from the hedging of cash flows	8,466	8,466	-
Share of other comprehensive income of associates and joint ventures accounted for using the equity method that will be reclassified to period results	(136,106)	(123,757)	(12,349) (18)
<b>Total other comprehensive income that will be reclassified to period results, net of taxes</b>	<b>(3,282,796)</b>	<b>(3,387,749)</b>	<b>104,953</b>
<b>Total other comprehensive income</b>	<b>(3,379,842)</b>	<b>(3,484,795)</b>	<b>104,953</b>
<b>Total comprehensive income</b>	<b>(2,582,808)</b>	<b>(2,700,689)</b>	<b>117,881</b>

(17) The adjustment arises from the effects on all foreign subsidiaries of adopting this IFRS .

(18) The adjustment represents the recognition of the effects of application of this IFRS on Cnova N.V.